



**MAR ATHANASIOS COLLEGE FOR ADVANCED STUDIES TIRUVALLA
(MACFAST)**



MACFASTTM
Igniting wisdom since 2001

**Audited Financial Statement
2019-20**



V. ALEXANDER & Co.
CHARTERED ACCOUNTANTS



Varghese Alexander FCA, DISA (ICA)
Chartered Accountant
E-mail : varghesealexander@yahoo.com

YMCA Jun., Tiruvalla
Kerala - 689 101
Office: 0469-2605529, 2602261
Mob: 9847101539

05/01/2021

INDEPENDENT AUDITOR'S REPORT

The Management
MACFAST,
Tiruvalla

Opinion

We have audited the financial statements of Mar Athanasios College For Advanced Studies, Tiruvalla ,a unit of the Corporate Educational Agency of the Catholic Diocese of Thiruvalla which comprise the Balance Sheet at March 31st 2020, and the Income & Expenditure Statement for the year then ended, and notes to the financial statements, including a summary of significant accounting policies.

We have done audit on the basis of data and books produced before us and documents sent by E-mail due to COVID-19 restrictions prevailing in the region. The original supportings are not verified in the case of scanned copies obtained electronically.

Subject to above,in our opinion, the accompanying financial statements give a true and fair view of the financial position of the entity as at March 31, 2020, and of its financial performance for the year then ended in accordance with the Accounting Standards issued by the Institute of Chartered Accountants of India (ICAI).

Basis for Opinion

We conducted our audit in accordance with the Standards on Auditing (SAs) issued by ICAI. Our responsibilities under those standards are further described in the 'Auditor's Responsibilities for the Audit of the Financial Statements' section of our report. We are independent of the entity in accordance with the ethical requirements that are relevant to our audit of the financial statements in India, and we have fulfilled our other ethical responsibilities in accordance with these requirements. We believe that the audit evidence we have obtained is sufficient and appropriate to provide a basis for our opinion.

Responsibilities of Management and Those Charged with Governance for the Financial Statements

Management is responsible for the preparation and fair presentation of the financial statements in accordance with the aforesaid Accounting Standards, and for such internal control as management determines is necessary to enable the preparation of financial statements that are free from material misstatement, whether due to fraud or error.

In preparing the financial statements, management is responsible for assessing the entity's ability to continue as a going concern, disclosing, as applicable, matters related to going concern and using the going concern basis of accounting unless management either intends to liquidate the entity or to cease operations, or has no realistic alternative but to do so. Those charged with governance are responsible for overseeing the entity's financial reporting process.

Auditor's Responsibilities for the Audit of the Financial Statements

Our objectives are to obtain reasonable assurance about whether the financial statements as a whole are free from material misstatement, whether due to fraud or error, and to issue an auditor's report that includes our opinion. Reasonable assurance is a high level of assurance, but is not a guarantee that an audit conducted in accordance with SAs will always detect a material misstatement when it exists. Misstatements can arise from fraud or error and are considered material if, individually or in the aggregate, they could reasonably be expected to influence the economic decisions of users taken on the basis of these financial statements.



For V. Alexander & Co.
Chartered Accountants
FRN No. 006006S


Varghese Alexander
M No. 029567
Chartered Accountant
UDIN: 21029567AAAACG7605

2020


MAR ATHANASIOS COLLEGE FOR ADVANCED STUDIES, TIRUVALLA
BALANCE SHEET AS ON 31st MARCH 2020

Sources of Funds	Sch	As on 31/03/2020	As on 31/03/2019
Capital Fund	2	13,68,36,775.13	13,92,12,763.50
Other Funds	3	5,85,400.00	5,81,700.00
Loans and Borrowings	4	3,27,74,100.58	3,05,94,521.98
Deposits	5	13,59,495.00	22,49,295.00
Advances	6	1,19,26,504.10	1,25,45,904.10
Current Liabilities	7	1,71,06,519.00	1,80,93,099.00
Total		20,05,88,793.81	20,32,77,283.58
Application of Funds			
Fixed Assets	8	12,42,24,800.65	13,06,68,307.34
Deposits, Loans & Advances	9	3,57,66,258.07	3,05,10,351.19
Current Assets	10	3,11,34,502.00	3,39,78,712.00
Cash & Bank Balances	11	94,63,233.09	81,19,913.05
Total		20,05,88,793.81	20,32,77,283.58
Schedules forming part of the Financial Statements	1 - 18		

As per our report of even date attached


For Mar Athanasios College for Advanced Studies

For V Alexander & Co.
FRN No. 029567


Principal
Tiruvalla

05-01-2021





Varghese Alexander
M No.029567

Chartered Accountant
UDIN : 21029567AAAACG7605

2020

MAR ATHANASIOS COLLEGE FOR ADVANCED STUDIES, TIRUVALLA

INCOME AND EXPENDITURE ACCOUNT FOR THE YEAR ENDED 31st MARCH, 2020

INCOME	Sch	2019-2020	2018-2019
Tuition Fees	12	7,05,56,300.00	6,72,73,932.00
Other Academic Receipts	13	5,78,880.00	8,51,118.00
Other Income	14	29,19,821.31	36,69,768.98
Total		7,40,55,001.31	7,17,94,818.98
EXPENSES			
Employee Benefit Expenses	15	2,65,28,217.00	2,55,72,885.00
Fees Concessions		46,99,200.00	37,38,700.00
Advertisement Expense		15,78,856.00	13,10,543.00
University Expenses		7,88,320.00	7,50,000.00
Projects & Seminars		18,29,120.75	18,78,582.00
Printing & Stationary		7,73,790.00	11,86,666.00
Repairs & Maintenance	16	1,20,03,984.00	38,64,282.00
Vehicle Expenses		13,93,181.00	8,64,613.00
Interest & Bank Charge		12,04,139.17	7,90,500.24
Electricity Charges		12,13,892.78	10,26,099.00
Indirect Expenses	17	1,40,86,961.98	1,90,76,491.00
Depreciation	8	1,03,31,327.00	1,12,89,704.00
Total		7,64,30,989.68	7,13,49,065.24
Excess of Expenditure over Income transferred to Capital Fund		(23,75,988.37)	4,45,753.74

For Mar Athanasios College for Advanced Studies

As per our report of even date attached

For V Alexander & Co.

FRN No. 029567

Chartered Accountants

Principal

[Signature]
Varghese Alexander

M No.029567

Chartered Accountant

UDIN : 21029567AAAACG7605

Tiruvalla
05-01-2021



56,94,026.00		57,94,026.00	
45,37,828.10	1,19,26,504.10	50,37,828.10	1,25,45,904.10
	<u>1,19,26,504.10</u>		<u>1,25,45,904.10</u>

Schedule 7

Current Liabilities

(A) Sundry Creditors (Annexure 2)

Against Capital Goods	46,08,004.00		57,23,011.00	
Other Creditors	5,69,974.00	51,77,978.00	10,24,179.00	

(B) Payables:

Electricity charges	70,294.00		71,972.00	67,47,190.00
TDS	23,758.00		69,147.00	
EPF	1,96,162.00		1,92,064.00	
ESI	18,614.00		-	
Salary	18,48,403.00		16,58,675.00	
Security Service Charge	35,640.00		35,640.00	
Telephone Charges	10,312.00		-	
Others	-	22,03,183.00	2.00	20,27,500.00

(C) Others:

Fee received in advance	94,05,405.00		91,28,705.00	
Kerala Workers Welfare Fund	9,794.00		9,794.00	
SC/ST Stipend Payable	1,39,676.00		1,39,676.00	
University Exam Conducting fees	1,30,249.00		-	
UNI:Exam Fee Advance	40,234.00	97,25,358.00	40,234.00	93,18,409.00
		<u>1,71,06,519.00</u>		<u>1,80,93,099.00</u>

Schedule 9

Deposits, Loans & Advances

(a) Deposits:

Fixed Deposit with AICTE(MCA-4343)	96,41,201.55		88,97,105.94	
Add: Interest accrued on FD during the year	8,11,425.52	1,04,52,627.07	7,44,095.60	96,41,201.55
Fixed Deposit with AICTE (MBA-4875)	85,06,959.60		78,50,403.34	
Add: Interest accrued on FD during the year	7,15,965.13	92,22,924.73	6,56,556.26	85,06,959.60
Fixed Deposit with MG University	8,36,709.04		7,72,132.91	
Add: Interest accrued on FD during the year	70,419.34	9,07,128.39	64,576.31	8,36,709.04
Fixed Deposit with FB	3,33,371.13		3,14,112.00	
Add: Interest accrued on FD during the year	21,277.00	3,54,648.13	19,259.13	3,33,371.13
FD with FB	21,22,625.87		20,00,000.00	
Add: Interest accrued on FD during the year	1,35,474.00	22,58,099.87	1,22,625.87	21,22,625.87
FD with CSB	21,08,037.00		20,25,000.00	
Add: Interest accrued on FD during the year	1,32,892.00	22,40,929.00	83,037.00	21,08,037.00
Deposit with KSEB		3,53,718.00		3,53,718.00
Telephone Deposit		20,500.00		20,500.00
Electricity Deposit		3,25,000.00		3,25,000.00
Deposit with Mathews gas service		24,150.00		24,150.00
Deposit with Vadakkethil gas service		3,000.00		3,000.00
KSEB Arrears		50,30,340.00		50,30,340.00
Madyasthan Readers club		30,000.00		30,000.00

(b) Loans:

University Exam Duty Advance	66,209.00		66,209.00	
Staff Loan	6,96,650.00	7,62,859.00	6,68,050.00	7,34,259.00

(c) Advance:

H.O. Account	8,08,086.88		4,350.00	
M.G. University	21,405.00		27,630.00	
Pattiyani & Pattiyani Associates	1,00,000.00		1,00,000.00	
Ahmed Tiyebo Yosofo	10,293.00		-	
Alpha & Omega Computers Pvt Ltd.	10,00,000.00		-	
Inmakes Software Solutions	37,500.00		-	
Moon In Kitchen & Bedrooms	10,00,000.00		-	
National Fire & Safety System	3,00,000.00		-	
Tors Elevations	3,60,408.00		-	
UNI: Student Fees	23,848.00		-	
Wahidullah Fariz	10,293.00		-	
Dr. Maya	1,08,500.00		1,08,500.00	
Others	-	37,80,333.88	2,00,000.00	4,40,480.00
		<u>3,57,66,258.07</u>		<u>3,05,10,351.19</u>

Schedule 10

Current Assets

Receivables

Fees Receivable	2,72,57,049.00	3,03,39,999.00
Rent Receivable	1,09,500.00	1,09,500.00
Logic Manse	32,000.00	32,000.00
Harish Mon A.K	21,500.00	-
Vinood Varghese	8,000.00	-

Subsidy Receivable	25,50,120.00		25,50,120.00
Others:-			
TDS A.Y.2013-'14	1,21,861.00		1,21,861.00
TDS A.Y.2015-'16	1,48,510.00		1,48,510.00
TDS A.Y.2016-17	1,39,046.00		1,39,046.00
TDS A.Y.2017-18	1,39,056.00		1,39,056.00
TDS A.Y.2018-19	1,60,370.00		1,60,370.00
TDS A.Y.2019-20	1,91,570.00		1,91,570.00
TDS A.Y.2020-21	2,09,240.00		-
TCS AY 2019-20	46,680.00	3,11,34,502.00	46,680.00
		<u>3,11,34,502.00</u>	<u>3,39,78,712.00</u>

Schedule 11

Cash & Bank Balances

Cash at Bank:-			
Andhra Bank A/C NO 110110100002944	22,592.03		21,907.00
C.B.I A/C NO 3031504397(GENERAL)	24,29,773.04		19,42,094.14
C.B.I A/c No 3031508631	1,16,513.00		1,12,512.00
C.B.I A/C NO 3031509974(U.G.C)	18,212.00		17,497.00
C.S.B 1183-19001	1,69,464.98		58,069.38
C.S.B A/c 484 MBA	9,57,831.25		2,69,954.50
C.S.B 195001	1,09,329.45		14,89,725.50
C.S.B 195003 (MCA)	80,183.25		-
C.S.B 195004(Bio)	1,40,965.50		-
C.S.B 195005 (Macfiesta)	48,448.25		-
Federal Bank A/c 12230	34,054.00		34,054.00
Federal Bank A/c 12321	13,33,373.00		10,66,644.00
Indus Ind Bank M 70754-065	10,532.85		10,532.85
IOB A/C NO 3855	65,498.13		1,19,030.50
SBI A/C NO 5775	4,557.00		9,956.00
SBI (SC/ST)A/c	22,33,767.50		17,57,716.50
SBT A/C NO 78571	2,53,181.68		2,45,203.68
SBT A/C NO 80386	40,225.00		38,887.00
SIB A/C NO 18055	7,65,364.18	88,33,866.09	4,51,178.00
Cash-in-Hand		6,29,367.00	4,74,951.00
		<u>94,63,233.09</u>	<u>81,19,913.05</u>

Schedules to Income & Expenditure Account for the year ended 31st March,2020

Schedule 12

Tuition fees

MBA	4,30,69,000.00	4,11,16,262.00
MCA	1,17,02,400.00	1,23,50,500.00
Bioscience	1,55,83,420.00	1,37,50,950.00
Late Fee & Fine	2,01,480.00	56,220.00
	<u>7,05,56,300.00</u>	<u>6,72,73,932.00</u>

Schedule 13

Other Academic Receipts

Admission fees	3,000.00	6,000.00
Bus Receipts	4,21,550.00	1,34,620.00
Fees from Discontinued Students	3,000.00	40,000.00
Sale of Application Forms	1,01,530.00	1,15,200.00
Academic Project Receipts		
SMU Online/Offline Exam	49,800.00	1,29,200.00
Others	-	4,26,098.00
	<u>5,78,880.00</u>	<u>8,51,118.00</u>

Schedule 14

Other Income

Interest Received	21,78,266.00	19,89,720.00
Miscellaneous Receipts	4,950.00	715.00
Profit on Sale Vehicle	5,33,368.29	2,28,200.98
Canteen Rent	73,000.00	1,02,000.00
SC/ST Hostel Fee	20,000.00	-
Macfiesta - 2019	65,297.00	-
Journal Receipts	39,000.00	45,300.00
Suspense A/c.	5,940.00	-
Others	0.02	13,03,833.00
	<u>29,19,821.31</u>	<u>36,69,768.98</u>

Schedule 15

Employee Benefit Expenses

Salary & Allowances	2,37,93,256.00	2,29,82,313.00
Faculty development	1,24,600.00	2,09,449.00
Festival allowance	1,13,000.00	1,08,300.00
Staff welfare	1,14,221.00	30,588.00

Honorarium	2,82,025.00	6,62,250.00
EPF	12,55,779.00	12,91,282.00
ESI	2,48,010.00	2,52,965.00
Ex Gratia Benefits	80,000.00	-
Gratuity	4,76,464.00	-
Medi claim insurance	40,862.00	35,738.00
	2,65,28,217.00	2,55,72,885.00

Schedule 16

Repairs & Maintenance

Repairs & maintenance (Civil)	1,01,84,767.00	24,91,904.00
Repairs & maintenance (Electrical)	11,70,521.00	6,95,183.00
Repairs & maintenance (Equipment)	5,03,595.00	3,84,329.00
Repair & maintenance (Furniture)	29,976.00	65,000.00
Repairs & maintenance (Generator)	1,15,125.00	2,27,866.00
	1,20,03,984.00	38,64,282.00

Schedule 17

Indirect expenses

Admission Expense	2,72,456.00	3,28,484.00
Agricultural Expenses	89,180.00	86,884.00
AICTE Processing fee	1,17,723.00	1,96,100.00
AMC Charges	1,87,238.00	1,07,263.00
Audit Fees	35,600.00	28,000.00
Audit Expense	35,400.00	27,500.00
Biospectrum 2019	5,90,093.00	-
Board Meeting Expenses	3,37,235.00	-
Budget Analysis	15,864.00	-
Bus Rent	5,300.00	-
Charity & Donation	1,09,350.00	2,39,500.00
Covid 19	8,784.00	-
Dhakina 2018	4,000.00	2,83,526.00
Dharsana 2020	2,02,123.00	40,970.00
E-journal - Subscription	10,43,504.00	10,01,654.00
Entertainment charges	9,574.00	8,115.00
ET club	30,000.00	53,535.00
Fire NOC	2,00,807.00	-
Food expense	44,574.00	38,202.00
Gardening charges	45,895.00	49,780.00
Herbal Garden	4,635.00	-
Industrial visit	10,29,803.00	68,785.00
Insurance charges (Building)	79,730.00	79,060.00
Internet Charges	5,21,404.00	5,67,750.00
Journal	2,25,516.00	2,25,132.00
KSEB one time settlement expense	18,72,127.00	28,16,465.00
Lab Materials	3,84,233.00	7,12,600.00
Legal charges	34,150.00	70,000.00
Library books(exp)	33,030.00	16,425.00
Library duty allowance	55,400.00	65,325.00
Marathon 2019	79,723.00	-
MAKS (Exp)	65,709.00	51,052.00
MCA Pre-orientd Course	27,568.00	30,580.00
MCD Meeting	30,660.00	-
Membership-fee	65,360.00	15,000.00
Miscellaneous expenses	9,350.00	9,210.00
Newspaper & periodicals	3,96,379.00	3,96,488.00
Placement charges	91,762.00	1,13,218.00
Postage charges	32,701.00	13,898.00
Pre-orientation course	57,004.00	75,825.00
Macfast Publications	2,632.00	-
Professional Tax	4,500.00	11,100.00
Patent	11,446.00	-
Rates & Taxes	11,64,944.00	68,02,107.00
Scholarship	12,320.00	-
SC/ST Exam fees	15,375.00	26,795.00
SC/ST Laptop expense	1,00,000.00	50,000.00
Security service charges	4,67,640.00	4,27,500.00
Soft skill & Training charges	31,77,195.00	20,93,800.00
Spirit	10,763.00	-
Syllabus Preparation Charges	22,835.00	-
Sports & Games	94,277.00	9,392.00
Students welfare	1,32,549.00	1,14,892.00
Teachers Day	14,729.00	-
Telephone charges	1,36,810.00	1,48,242.00
Travelling & conveyance expenses	1,34,214.00	1,41,983.00

Water Charges	10,269.52 ✓	5,456.00
Website Renewal	56,322.46 ✓	51,548.00
Onam Celebration	29,190.00 ✓	-
X-mas Celebration	8,007.00 ✓	25,085.00
Others	-	13,52,265.00
	<u>1,40,86,961.98</u>	<u>1,90,76,491.00</u>

Schedule 18

Previous Years figures have been re-arranged or re-grouped wherever found necessary.


Signature to schedules 1 to 18

For Mar Athanasios College for Advanced Studies

Principal
Tiruvalla
05-01-2021




For V Alexander & Co.
FRN No. 029567
Chartered Accountants


Varghese Alexander
M No.029567
Chartered Accountant
UDIN : 21029567AAAACG7605

AR ATHANASIOS COLLEGE FOR ADVANCED STUDIES, TIRUVALUR

Schedule 8
Depreciation on Fixed Assets

Particulars	WDV as on 31/3/2019	Additions		Sale/ Deductions	Total	Rate of Dep.	Depreciation	WDV as on 31/3/2020
		More Than 6 months	Less Than 6 Months					
Land	1,37,12,409.00				1,37,12,409.00			1,37,12,409.00
Land Development	8,03,187.00				8,03,187.00			8,03,187.00
<u>5% Block</u>								
Building Boys Hostel	3,90,46,629.70				3,90,46,629.70	0.05	19,52,331.00	3,70,94,298.70
Building Girls Hostel	2,22,81,543.85				2,22,81,543.85	0.05	11,14,077.00	2,11,67,466.85
Playground	17,86,826.35				17,86,826.35	0.05	89,341.00	16,97,485.35
<u>10% Block</u>								
Board Room	3,39,246.75				3,39,246.75	0.10	33,925.00	3,05,321.75
Building	1,42,57,764.81				1,42,57,764.81	0.10	14,25,776.00	1,28,31,988.81
Building PTC	36,656.20				36,656.20	0.10	3,666.00	32,990.20
Basket Ball Court	7,01,298.00				7,01,298.00	0.10	70,130.00	6,31,168.00
Media Room		2,03,361.00			2,03,361.00	0.10	20,336.00	1,83,025.00
STP Project	15,74,245.20				15,74,245.20	0.10	1,57,425.00	14,16,820.20
Computer Lab	18,77,096.04				18,77,096.04	0.10	1,87,710.00	16,89,386.04
Fridge PTC	1,630.43				1,630.43	0.10	163.00	1,467.43
Furniture & Fittings	47,47,048.20				47,47,048.20	0.10	5,14,654.00	46,71,938.20
Furniture-IGNO	12,397.50	3,59,434.00	80,110.00		51,86,592.20	0.10	5,14,654.00	46,71,938.20
Gate	29,902.61				29,902.61	0.10	2,990.00	26,912.61
Sign Board	72,297.40				72,297.40	0.10	7,230.00	65,067.40
Sound system	3,89,549.13	18,200.00			4,07,749.13	0.10	40,775.00	3,66,974.13
Water Cooler	8,608.27				8,608.27	0.10	861.00	7,747.27
Water Purifier	1,17,400.00	2,675.00			1,20,075.00	0.10	12,008.00	1,08,067.00
Water Tank	23,291.00				23,291.00	0.10	2,329.00	20,962.00
White Board	33,157.70				33,157.70	0.10	3,316.00	29,841.70
Wind Wheel	1,04,265.77				1,04,265.77	0.10	10,427.00	93,838.77
<u>15% Block</u>								
Access Point	35,205.00	95,695.00		43,695.00	87,205.00	0.15	13,081.00	74,124.00
Air Conditioner	2,41,575.71				2,41,575.71	0.15	44,097.00	3,02,293.71
Air Conditioner PTC	652.75				652.75	0.15	98.00	554.75
Bakery Equipment	1,46,412.03				1,46,412.03	0.15	21,962.00	1,24,450.03
Bicycle	2,726.27				2,726.27	0.15	409.00	2,317.27
Bio Gas Plant	2,46,287.35				2,46,287.35	0.15	36,943.00	2,09,344.35
Boys Hostel Electrification	16,14,378.25				16,14,378.25	0.15	2,42,157.00	13,72,221.25
C C Camera	3,39,815.80	38,847.00	45,755.00		4,24,417.80	0.15	60,231.00	3,64,186.80
Camera	19,179.89				19,179.89	0.15	2,877.00	16,302.89
Canvas Painting	22,185.25				22,185.25	0.15	3,328.00	18,857.25
Car Shed	2,40,787.67				2,40,787.67	0.15	36,118.00	2,04,669.67
Electric Installation	7,68,156.57				7,68,156.57	0.15	1,15,223.00	6,52,933.57
Electrical Equipments PTC	12,748.84				12,748.84	0.15	1,912.00	10,836.84
EPABX	22,716.76				22,716.76	0.15	3,408.00	19,308.76

Equipment & Machinery	14,48,056.10	8,250.00	X		14,56,306.10	0.15	2,18,446.00	12,37,860.10
Fire Extinguisher PTC	304.54				304.54	0.15	46.00	258.54
Fire Protection System	16,06,927.81				16,06,927.81	0.15	2,41,039.00	13,65,888.81
Freezer	4,966.39				4,966.39	0.15	745.00	4,221.39
Green & Clean Campus	34,280.43				34,280.43	0.15	5,142.00	29,138.43
Gymnasium Equipment	75,882.02			3,590.00	79,472.02	0.15	11,652.00	67,820.02
Kitchen Equipment	2,03,781.89				2,03,781.89	0.15	30,567.00	1,73,214.89
Lab Equipments PTC	1,76,198.08				1,76,198.08	0.15	26,430.00	1,49,768.08
Land Phone	4,292.00				4,292.00	0.15	644.00	3,648.00
LED Display	71,296.75				71,296.75	0.15	10,695.00	60,601.75
Library Books	70,03,113.21	5,29,926.00			16,98,560.00	0.15	12,02,078.00	72,92,586.21
Lift						0.15	1,27,392.00	15,71,168.00
Lightning Arrester	32,558.19				32,558.19	0.15	4,884.00	27,674.19
Mobile Phone	7,007.80				7,007.80	0.15	1,051.00	5,956.80
Pond	7,14,632.57				7,14,632.57	0.15	1,07,195.00	6,07,437.57
Projector	2,08,210.13	40,783.00	X		2,48,993.13	0.15	37,349.00	2,11,644.13
Pumpset	55,556.07				55,556.07	0.15	8,333.00	47,223.07
Rain water harvesting unit	6,42,069.34				6,42,069.34	0.15	96,310.00	5,45,759.34
Refrigerator	42,219.96				42,219.96	0.15	6,333.00	35,886.96
Scanner	5,759.12				5,759.12	0.15	4,255.00	1,504.12
Solar Power Plant	47,03,307.53			45,209.00	47,03,307.53	0.15	7,05,496.00	39,97,811.53
Solar Water Heater	8,662.58				8,662.58	0.15	1,299.00	7,363.58
Television	1,50,825.06				1,50,825.06	0.15	22,624.00	1,28,201.06
Transformer	1,92,754.97				1,92,754.97	0.15	28,913.00	1,63,841.97
Transformer Installation	50,510.16				50,510.16	0.15	7,577.00	42,933.16
UPS & Battery	2,81,939.97				2,81,939.97	0.15	42,291.00	2,39,648.97
Utensils	1,69,161.32	2,000.00			1,71,161.32	0.15	25,674.00	1,45,487.32
Utensils-Girls Hostel	65,370.72				65,370.72	0.15	9,806.00	55,564.72
Vehicle - Bus	26,20,981.00				26,20,981.00	0.15	3,93,147.00	22,27,834.00
Vehicle - College Bus	8,02,695.19				8,02,695.19	0.15	1,20,404.00	6,82,291.19
Vehicle - ECCO	1,44,779.72				1,44,779.72	0.15	21,717.00	1,23,062.72
Vehicle - Ethios	3,88,813.98				3,88,813.98	0.15	58,322.00	3,30,491.98
Vehicle - Jeep Compass	16,21,781.00				16,21,781.00	0.15	2,43,267.00	13,78,514.00
Vehicle-Innova1	3,91,631.71			3,91,631.71				
Vehicle-Innova3	7,34,220.50				7,34,220.50	0.15	1,10,133.00	6,24,087.50
40% Block								
Laptop	1,51,850.37				1,51,850.37	0.40	60,740.00	91,110.37
Computer	1,82,630.13	84,312.00			2,66,942.13	0.40	1,06,777.00	1,60,165.13
Total	13,06,68,307.34	13,83,483.00	29,39,664.00	4,35,326.71	13,45,56,127.65		1,03,31,327.00	12,42,24,800.65