



**MAR ATHANASIOS COLLEGE FOR ADVANCED STUDIES TIRUVALLA  
(MACFAST)**



**MACFAST**<sup>TM</sup>  
Igniting wisdom since 2001

**Audited Financial Statement  
2020-21**

# V. ALEXANDER & Co.

CHARTERED ACCOUNTANTS

Varghese Alexander FCA, DISA (ICA)  
Chartered Accountant  
E-mail: [varghesealexander@yahoo.com](mailto:varghesealexander@yahoo.com)

YMCA Jn., Tiruvalla  
Kerala - 689101  
Ph. Off: 0469- 2605529

01/09/2021

## INDEPENDENT AUDITOR'S REPORT

### Opinion

We have audited the financial statements of Mar Athanasios College For Advanced Studies, Tiruvalla, a unit of the Corporate Educational Agency of the Catholic Diocese of Thiruvalla which comprise the Balance Sheet at March 31st 2021, and the Income & Expenditure Statement for the year then ended, and notes to the financial statements, including a summary of significant accounting policies.

In our opinion, the accompanying financial statements give a true and fair view of the financial position of the entity as at March 31, 2021, and of its financial performance for the year then ended in accordance with the Accounting Standards issued by the Institute of Chartered Accountants of India (ICAI).

### Basis for Opinion

We conducted our audit in accordance with the Standards on Auditing (SAs) issued by ICAI. Our responsibilities under those standards are further described in the 'Auditor's Responsibilities for the Audit of the Financial Statements' section of our report. We are independent of the entity in accordance with the ethical requirements that are relevant to our audit of the financial statements in India, and we have fulfilled our other ethical responsibilities in accordance with these requirements. We believe that the audit evidence we have obtained is sufficient and appropriate to provide a basis for our opinion.

### Other Matters

Since there is no such receivables or liabilities as on 31<sup>st</sup> March 2021, Management decided to write off the following:

- Amount receivable from Dr Maya – Rs 1,08,500/-
- Canteen rent receivable – Rs 1,09,500/-
- Receivable from Pattiyani & Pattiyani Associates- Rs 1,00,000/-
- Attendance Deposit Collected – Cr. Balance Rs 12,000/-

### Responsibilities of Management and Those Charged with Governance for the Financial Statements

Management is responsible for the preparation and fair presentation of the financial statements in accordance with the aforesaid Accounting Standards, and for such internal control as management determines is necessary to enable the preparation of financial statements that are free from material misstatement, whether due to fraud or error.

In preparing the financial statements, management is responsible for assessing the entity's ability to continue as a going concern, disclosing, as applicable, matters related to going concern and using the going concern basis of accounting unless management either intends to liquidate the entity or to cease operations, or has no realistic alternative but to do so. Those charged with governance are responsible for overseeing the entity's financial reporting process.

### Auditor's Responsibilities for the Audit of the Financial Statements

Our objectives are to obtain reasonable assurance about whether the financial statements as a whole are free from material misstatement, whether due to fraud or error, and to issue an auditor's report that includes our opinion. Reasonable assurance is a high level of assurance, but is not a guarantee that an audit conducted in accordance with SAs will always detect a material misstatement when it exists. Misstatements can arise from fraud or error and are considered material if, individually or in the aggregate, they could reasonably be expected to influence the economic decisions of users taken on the basis of these financial statements.



For V. Alexander & Co.  
Chartered Accountants  
FRN No. 006006S

A handwritten signature in blue ink, appearing to read "V. Alexander".

Varghese Alexander  
M No. 029567

Chartered Accountant

UDIN :21029567AAAAAGF7202

MAR ATHANASIOS COLLEGE FOR ADVANCED STUDIES, TIRUVALLA

BALANCE SHEET AS ON 31st MARCH 2021

Sources of Funds	Sch	As on 31/03/2021	As on 31/03/2020
Capital Fund	2	13,01,72,603.11	13,68,36,775.13
Other Funds	3	5,85,400.00	5,85,400.00
Loans and Borrowings	4	3,67,93,738.16	3,27,74,100.58
Deposits	5	7,49,735.00	13,59,495.00
Advances	6	1,15,75,454.10	1,19,26,504.10
Current Liabilities	7	1,98,44,248.00	1,71,06,519.00
Total		19,97,21,178.37	20,05,88,793.81
Application of Funds			
Fixed Assets	8	13,47,13,317.65	12,42,24,800.65
Deposits, Loans & Advances	9	3,07,91,891.77	3,57,66,258.07
Current Assets	10	2,95,54,355.00	3,11,34,502.00
Cash & Bank Balances	11	46,61,613.95	94,63,233.09
Total		19,97,21,178.37	20,05,88,793.81
Schedules forming part of the Financial Statements	1-17		


As per our report of even date attached

For V Alexander & Co.

FRN No. 0060065


Chartered Accountants

For Mar Athanasios College for Advanced Studies

  
Principal

Tiruvalla  
1-Sep-21



  
Varghese Alexander  
M No.029567  
Chartered Accountant  
UDIN : 21029567AAAA GF202

MAR ATHANASIOS COLLEGE FOR ADVANCED STUDIES, TIRUVALLA

INCOME AND EXPENDITURE ACCOUNT FOR THE YEAR ENDED 31st MARCH, 2021

INCOME	Sch	2020-21	2019-2020
Tuition Fees	12	5,54,28,580.00	7,05,62,240.00
Other Academic Receipts	13	2,89,450.00	5,78,880.00
Other Income	14	25,95,579.00	29,13,881.31
<b>Total</b>		<b>5,83,13,609.00</b>	<b>7,40,55,001.31</b>
EXPENSES			
Employee Benefit Expenses	15	2,56,71,070.00	2,65,28,217.00
Fees Concessions		47,17,500.00	46,99,200.00
Advertisement Expense		9,90,197.00	15,78,856.00
University Expenses		2,74,050.00	7,88,320.00
Projects & Seminars		18,12,679.00	18,29,120.75
Printing & Stationary		4,47,456.00	7,73,790.00
Repairs & Maintenance	16	48,82,937.00	1,20,03,984.00
Vehicle Expenses		4,88,147.00	13,93,181.00
Interest & Bank Charge		19,03,808.64	12,04,139.17
Electricity Charges		8,12,895.56	12,13,892.78
Indirect Expenses	17	1,25,46,218.82	1,40,86,961.98
Depreciation	8	1,04,30,822.00	1,03,31,327.00
<b>Total</b>		<b>6,49,77,781.02</b>	<b>7,64,30,989.68</b>
Excess of Expenditure over Income transferred to Capital Fund		<b>(66,64,172.02)</b>	<b>(23,75,988.37)</b>

As per our report of even date attached

For Mar Athanasios College for Advanced Studies


For V Alexander & Co.

FRN No. 0060065

Chartered Accountants



Principal



Varghese Alexander

M No.029567

Chartered Accountant

UDIN : 21029567AAAAGF7202

Tiruvalla

1-Sep-21



**MAR ATHANASIOS COLLEGE FOR ADVANCED STUDIES, TIRUVALLA**  
Schedules to Balance Sheet as on 31st March, 2021

**Schedule 1**

**Significant Accounting Policies**

Basis of Presentation/Accounting

Financial statements are prepared under the historical cost convention and on the basis of going concern with revenue recognised and expenses accounted on accrual basis unless otherwise stated.

Fixed Assets

Fixed assets are stated at cost less depreciation. Cost comprises the purchase price and any attributable cost of bringing the Assets to working condition for its intended use. Expenditure for addition, improvements and renewals are capitalised and expenditure for maintenance and repairs are charged to Income & Expenditure Account.

Depreciation

Depreciation on fixed assets has been computed on Written Down Value method.

**Schedule 2**

**Capital Fund**

	2020-2021	2019-2020
Opening Balance	13,68,36,775.13	13,92,12,763.50
Add: Excess of Income over Expenditure	(66,64,172.02)	(23,75,988.37)
	13,01,72,603.11	13,68,36,775.13

**Schedule 3**

**Other Funds**

**1. Funds**

**A. Alumni Fund**

Opening Balance	4,20,700.00	4,18,200.00	
Add: Alumni receipts	-	2,500.00	4,20,700.00
	4,20,700.00	4,18,200.00	

**B. PTA Fund**

Opening Balance	1,64,700.00	1,63,500.00	
Addition during the year	-	1,200.00	1,64,700.00
	1,64,700.00	1,63,500.00	1,64,700.00
	5,85,400.00	5,85,400.00	

**Schedule 4**

**Loans and Borrowings**

**Loans:**

**(a) Scheduled Banks**

SIB ODA/c	10,45,032.26	35,47,875.72	
Bus Loan with CSB	15,97,071.78	19,67,395.25	
Car Loan with CSB	9,81,830.76	12,42,158.00	
Term loan with SIB	76,08,160.60	29,32,238.85	
Short Term Loan with SBT	46,53,015.00	41,87,015.00	
Short Term Loan with FB	21,23,349.00	-	
Others	-	-	1,38,76,682.82
	1,80,08,459.40	-	

**(b) Interest Free Loans**

Loan from Radio Macfast	36,28,515.00	34,94,054.00	
Loan from Boys Hostel	9,43,838.76	9,60,438.76	
Loan from Hostel	79,22,925.00	81,52,925.00	
Others (Annexure 1)	62,90,000.00	62,90,000.00	1,88,97,417.76
	1,87,85,278.76	62,90,000.00	1,88,97,417.76
	3,67,93,738.16	62,90,000.00	3,27,74,100.58

**Schedule 5**

**Deposits**

**A. Caution Deposits**

Opening Balance	13,19,419.00	22,11,219.00	
Add: Receipts during the year	93,000.00	58,800.00	
	14,12,419.00	22,70,019.00	
Less: Refund during the year	6,90,760.00	7,21,659.00	13,19,419.00
	7,21,659.00	9,50,600.00	

**B. Canteen Security Deposit**

	10,000.00		10,000.00
--	-----------	--	-----------

**D. Book Bank**

Opening Balance	18,076.00	16,076.00	
Add: Receipts during the year	-	2,000.00	
	18,076.00	18,076.00	
Less: Refund during the year	-	-	18,076.00
	-	-	12,000.00

**Others**

	7,49,735.00	13,59,495.00	
--	-------------	--------------	--

**Schedule 6**

**Advances**

Bioscience	4,78,650.00	4,98,650.00	
MCA	3,43,350.00	3,51,400.00	
MBA	5,21,600.00	8,44,600.00	
Catholic Diocese of Tiruvalla	56,94,026.00	56,94,026.00	
Corporate Educational Agency	45,37,828.10	45,37,828.10	1,19,26,504.10
	1,15,75,454.10	45,37,828.10	1,19,26,504.10

**Schedule 7**

**Current Liabilities**

**(A) Sundry Creditors (Annexure 2)**

Against Capital Goods	52,38,985.00		46,08,004.00	
Other Creditors	17,16,693.00	69,55,678.00	5,69,974.00	51,77,978.00
<b>(B) Payables:</b>				
Electricity charges	1,04,476.00		70,294.00	
TDS	51,160.00		23,758.00	
EPF	1,70,013.00		1,96,162.00	
ESI	14,851.00		18,614.00	
Salary	61,401.00		18,48,403.00	
Telephone Charges	10,312.00		10,312.00	
Others	-	4,12,213.00	35,640.00	22,03,183.00
<b>(C) Others:</b>				
Fee received in advance	1,21,59,404.00		94,05,405.00	
Kerala Workers Welfare Fund	9,794.00		9,794.00	
SC/ST Stipend Payable	1,39,676.00		1,39,676.00	
Project Fees	5,000.00		-	
University Exam Conducting fees	1,30,249.00		1,30,249.00	
UNI:Exam Fee Advance	32,234.00	1,24,76,357.00	40,234.00	97,25,358.00
		<b>1,98,44,248.00</b>		<b>1,71,06,519.00</b>

**Schedule 9**

**Deposits, Loans & Advances**

**(a) Deposits:**

Fixed Deposit with AICTE(MCA-4343)	1,04,52,627.07		96,41,201.55	
Add: Interest accrued on FD during the year	9,07,479.67	1,13,60,106.74	8,11,425.52	1,04,52,627.07
Fixed Deposit with AICTE (MBA-4875)	92,22,924.73		85,06,959.60	
Add: Interest accrued on FD during the year	8,00,718.96	1,00,23,643.69	7,15,965.13	92,22,924.73
Fixed Deposit with MG University	9,07,128.39		8,36,709.04	
Add: Interest accrued on FD during the year	78,755.37	9,85,883.76	70,419.34	9,07,128.39
Fixed Deposit with FB	3,54,648.13		3,33,371.13	
Add: Interest accrued on FD during the year	18,285.00	3,72,933.13	21,277.00	3,54,648.13
FD with FB	22,58,099.87		21,22,625.87	
Add: Interest accrued on FD during the year	1,33,951.00	23,92,050.87	1,35,474.00	22,58,099.87
FD with CSB	22,40,929.00		21,08,037.00	
Add: Interest accrued on FD during the year	1,26,325.00	23,67,254.00	1,32,892.00	22,40,929.00
Deposit with KSEB		3,53,718.00		3,53,718.00
Telephone Deposit		20,500.00		20,500.00
Electricity Deposit		3,25,000.00		3,25,000.00
Deposit with Mathews gas service		24,150.00		24,150.00
Deposit with Vadakkethil gas service		3,000.00		3,000.00
Madyasthan Readers club		30,000.00		30,000.00

**(b) Loans:**

University Exam Duty Advance	66,209.00		66,209.00	
Staff Loan	3,13,670.00	3,79,879.00	6,96,650.00	7,62,859.00

**(c) Advance:**

H.O. Account	17,60,179.88		8,08,086.88	
M.G. University	21,405.00		21,405.00	
Pattiyani & Pattiyani Associates	-		1,00,000.00	
Inmakes Software Solutions	37,500.00		37,500.00	
National Fire & Safety System	3,00,000.00		3,00,000.00	
UNI: Student Fees	23,848.00		23,848.00	
UNI:Fee Management Quota Students	10,839.70		-	
Others	-	21,53,772.58	75,19,834.00	88,10,673.88
		<b>3,07,91,891.77</b>		<b>3,57,66,258.07</b>

**Schedule 10**

**Current Assets**

**Receivables**

Fees Receivable	2,65,95,639.00		2,72,57,049.00	
Logic Manse	32,000.00		32,000.00	
Subsidy Receivable	25,50,120.00		25,50,120.00	
TDS A.Y.2020-21	2,09,240.00		2,09,240.00	
TDS A.Y.2021-22	1,67,356.00	2,95,54,355.00	-	3,00,48,409.00
Other receivables				10,86,093.00
		<b>2,95,54,355.00</b>		<b>3,11,34,502.00</b>

**Schedule 11**

**Cash & Bank Balances**

**Cash at Bank:-**

Union Bank of India A/C NO 110110100002944	23,008.72		22,592.03	
C.B.IA/C NO 3031504397(GENERAL)	12,54,231.84		24,29,773.04	
C.B.IA/c No 3031508631	1,20,046.00		1,16,513.00	
C.B.IA/C NO 3031509974(U.G.C)	18,377.45		18,212.00	
C.S.B 1183-19001	26,869.93		1,69,464.98	
C.S.BA/c 484 MBA	1,93,840.67		9,57,831.25	
C.S.B 195001	2,89,606.30		1,09,329.45	
C.S.B 195003 (MCA)	26,598.50		80,183.25	
C.S.B 195004(Bio)	59,465.50		1,40,965.50	
C.S.B 195005 (Macfiesta)	47,960.00		48,448.25	

Federal Bank A/c 12230	34,054.00		34,054.00	
Federal Bank A/c 12321	6,16,068.00		13,33,373.00	
Indus Ind Bank M 70754-065	10,532.85		10,532.85	
IOB A/C NO 3855	3,91,773.59		65,498.13	
SBI A/C NO 5775	-		4,557.00	
SBI(SC/ST)A/c	3,57,007.50		22,33,767.50	
SBT A/C NO 78571	2,91,842.68		2,53,181.68	
SBT A/C NO 80386	41,330.00		40,225.00	
SIB A/C NO 18055	4,65,945.42	42,68,558.95	7,65,364.18	88,33,866.09
Cash-in-Hand		3,93,055.00		6,29,367.00
		<u>46,61,613.95</u>		<u>94,63,233.09</u>

**Schedules to Income&ExpenditureAccount for the year ended31stMarch,2021**

**Schedule 12**

**Tuition fees**

MBA	3,41,30,200.00		4,30,69,000.00
MCA	1,13,91,400.00		1,17,02,400.00
Bioscience	97,99,300.00		1,55,83,420.00
Late Fee & Fine	1,07,680.00		2,01,480.00
Other Fees	-		5,940.00
	<u>5,54,28,580.00</u>		<u>7,05,62,240.00</u>

**Schedule 13**

**Other Academic Receipts**

Bus Receipts	1,41,110.00		4,21,550.00
Sale of Application Forms	65,300.00		1,01,530.00
<b>Academic Project Receipts</b>			
SMU Online/Offline Exam	83,040.00		49,800.00
Others	-		6,000.00
	<u>2,89,450.00</u>		<u>5,78,880.00</u>

**Schedule 14**

**Other Income**

Interest Received	23,53,904.00		21,78,266.00
Project Income	25,250.00		-
SC/ST Hostel Fee	67,200.00		20,000.00
SC/ST Exam Fee	27,500.00		-
Journal Receipts	26,925.00		39,000.00
Laptop from SC/ST	25,000.00		-
National Conference	3,100.00		-
National Service Scheme	27,745.00		-
Workshop	21,000.00		-
E.T Club	17,955.00		-
Others	-		6,76,615.31
	<u>25,95,579.00</u>		<u>29,13,881.31</u>

**Schedule 15**

**Employee Benefit Expenses**

Salary & Allowances	2,36,22,277.00		2,37,93,256.00
Faculty development	13,975.00		1,24,600.00
Festival allowance	2,000.00		1,13,000.00
Staff welfare	13,418.00		1,14,221.00
Honorarium	2,83,350.00		2,82,025.00
EPF	10,98,313.00		12,55,779.00
ESI	1,65,547.00		2,48,010.00
Ex-gratia Payments	4,18,600.00		5,56,464.00
Medi claim insurance	53,590.00		40,862.00
	<u>2,56,71,070.00</u>		<u>2,65,28,217.00</u>

**Schedule 16**

**Repairs & Maintenance**

Repairs & maintenance (Cl.VII)	38,83,210.00		1,01,84,767.00
Repairs & maintenance (Electrical)	5,31,220.00		11,70,521.00
Repairs & maintenance (Equipment)	3,45,597.00		5,03,595.00
Repair & maintenance (Furniture)	13,867.00		29,976.00
Repairs & maintenance (Generator)	1,09,043.00		1,15,125.00
	<u>48,82,937.00</u>		<u>1,20,03,984.00</u>

**Schedule 17**

**Indirect expenses**

Admission Expense	1,88,098.00		2,72,456.00
Agricultural Expenses	79,146.00		89,180.00
AICTE Processing fee	1,31,823.60		1,17,723.00
AMC Charges	91,927.00		1,87,238.00
Audit Fees	29,500.00		35,600.00
Audit Expense	35,400.00		35,400.00
Board Meeting Expenses	90,000.00		3,37,235.00
Charity & Donation	12,500.00		1,09,350.00
Covid 19	2,65,765.00		8,784.00
Bad Debt written off	3,06,000.00		-
E-journal - Subscription	11,12,276.00		10,43,504.00

Entertainment charges	11,095.76	9,574.00
Earn While you Learn	7,700.00	-
Food expense	9,884.00	44,574.00
Gardening charges	7,697.00	45,895.00
Herbal Garden	43,288.00	4,635.00
Industrial visit	30,000.00	10,29,803.00
Insurance charges (Building)	1,07,100.00	79,730.00
Insurance charges (Bus)	1,68,980.00	-
Internet Charges	5,27,884.00	5,21,404.00
Incentive	1,03,000.00	-
Inspection Charges	22,620.00	-
ISO Certificate	16,250.00	-
Journal	1,67,399.00	2,25,516.00
KSEB Settlement against Deposit	50,30,340.00	-
Lab Materials	6,21,140.00	3,94,996.00
Legal charges	1,13,000.00	34,150.00
Library books(exp)	2,230.00	33,030.00
Library duty allowance	49,000.00	55,400.00
MAKS (Exp)	8,000.00	65,709.00
Membership fee	42,480.00	65,360.00
Miscellaneous expenses	3,003.00	9,350.00
Newspaper & periodicals	1,64,692.00	3,96,379.00
Postage charges	15,342.00	32,701.00
Professional Tax	16,027.00	4,500.00
Rates & Taxes	10,37,634.00	11,64,944.00
Renewal Charges	79,195.00	-
SC/ST Exam fees	42,370.00	15,375.00
Security service charges	2,87,586.00	4,67,640.00
Soft skill & Training charges	9,11,190.00	31,77,195.00
Software License	2,466.00	-
Sports & Games	9,461.00	94,277.00
Students welfare	99,886.00	1,32,549.00
Telephone charges	1,35,156.00	1,36,810.00
Travelling & conveyance expenses	52,240.00	1,34,214.00
Water Charges	9,398.00	10,269.52
Website Renewal & Upgrade	1,11,672.96	56,322.46
Zoom Expenses	1,37,376.50	-
Others	-	34,08,190.00
	<u>1,25,46,218.82</u>	<u>1,40,86,961.98</u>

**Schedule 18**

Previous Years figures have been re-arranged or re-grouped wherever found necessary.

Signature to schedules 1 to 18

For Mar Athanasios College for Advanced Studies

For V Alexander & Co.

FRN No. 0060065

Chartered Accountants

Principal

Tiruvalla  
01-09-2021



Varghese Alexander

MNo.029567

Chartered Accountant

UDIN : 21029567AAAAGF7202



MAR ATHANASIOS COLLEGE FOR ADVANCED STUDIES, TIRUVALLA

Schedule 8

Depreciation on Fixed Assets

Particulars	WDV as on 31/3/2020	Additions		Sale/ Deductions	Total	Rate of Dep.	Depreciation	WDV as on 31/3/2021
		More Than 6 months	Less Than 6 Months					
Land	1,37,12,409.00				1,37,12,409.00			1,37,12,409.00
Land Development	8,03,187.00				8,03,187.00			8,03,187.00
<b>5% Block</b>								
Building Boys Hostel	3,70,94,298.70				3,70,94,298.70	0.05	18,54,715.00	3,52,39,583.70
Building Girls Hostel	2,11,67,466.85				2,11,67,466.85	0.05	10,58,373.00	2,01,09,093.85
Playground	16,97,485.35				16,97,485.35	0.05	84,874.00	16,12,611.35
<b>10% Block</b>								
Board Room	3,05,321.75				3,05,321.75	0.10	30,532.00	2,74,789.75
Building	1,28,31,988.81				1,28,31,988.81	0.10	12,83,199.00	1,15,48,789.81
Building PTC	32,990.20				32,990.20	0.10	3,299.00	29,691.20
Basket Ball Court	6,31,168.00				6,31,168.00	0.10	63,117.00	5,68,051.00
Media Room	1,83,025.00				1,83,025.00	0.10	18,303.00	1,64,722.00
Networking			16,14,823.00		16,14,823.00	0.10	80,741.00	15,34,082.00
STP Project	14,16,820.20				14,16,820.20	0.10	1,41,682.00	12,75,138.20
Computer Lab	16,89,386.04		1,46,48,502.00		1,63,37,888.04	0.10	9,01,364.00	1,54,36,524.04
Fridge PTC	1,467.43				1,467.43	0.10	147.00	1,320.43
Furniture & Fittings	46,71,938.20	95,100.00	47,550.00		48,14,588.20	0.10	4,79,081.00	43,35,507.20
Furniture-IGNO	11,157.50				11,157.50	0.10	1,116.00	10,041.50
Gate	26,912.61				26,912.61	0.10	2,691.00	24,221.61
Notice Board	65,067.40		81,392.00		1,46,459.40	0.10	10,576.00	1,35,883.40
Start up Room			10,10,479.00		10,10,479.00	0.10	50,524.00	9,59,955.00
Sound system	3,66,974.13				3,66,974.13	0.10	36,697.00	3,30,277.13
Water Cooler	7,747.27				7,747.27	0.10	775.00	6,972.27
Water Purifier	1,08,067.00				1,08,067.00	0.10	10,807.00	97,260.00
Water Tank	20,962.00				20,962.00	0.10	2,096.00	18,866.00
White Board	29,841.70				29,841.70	0.10	2,984.00	26,857.70
Wind Wheel	93,838.77				93,838.77	0.10	9,384.00	84,454.77

<b>15% Block</b>								
Access Point	74,124.00	-	-	74,124.00	0.15	11,119.00	63,005.00	
Air Conditioner	3,02,293.71	-	-	3,02,293.71	0.15	45,344.00	2,56,949.71	
Air Conditioner PTC	554.75	-	-	554.75	0.15	83.00	471.75	
Bakery Equipment	1,24,450.03	-	-	1,24,450.03	0.15	18,668.00	1,05,782.03	
Bicycle	2,317.27	-	-	2,317.27	0.15	348.00	1,969.27	
Bio Gas Plant	2,09,344.35	-	-	2,09,344.35	0.15	31,402.00	1,77,942.35	
Boys Hostel Electrification	13,72,221.25	-	-	13,72,221.25	0.15	2,05,833.00	11,66,388.25	
C C Camera	3,64,186.80	-	3,24,382.00	6,88,568.80	0.15	78,957.00	6,09,611.80	
Camera	16,302.89	-	-	16,302.89	0.15	2,445.00	13,857.89	
Canvas Painting	18,857.25	-	-	18,857.25	0.15	2,829.00	16,028.25	
Car Shed	2,04,669.67	-	-	2,04,669.67	0.15	30,700.00	1,73,969.67	
Electric Installation	6,52,933.57	-	-	6,52,933.57	0.15	97,940.00	5,54,993.57	
Electrical Equipments PTC	10,836.84	-	-	10,836.84	0.15	1,626.00	9,210.84	
EPABX	19,308.76	-	-	19,308.76	0.15	2,896.00	16,412.76	
Equipment & Machinery	12,37,860.10	-	-	12,37,860.10	0.15	1,85,679.00	10,52,181.10	
Fire Extinguisher PTC	258.54	-	-	258.54	0.15	39.00	219.54	
Fire Protection System	13,65,888.81	-	2,87,082.00	16,52,970.81	0.15	2,26,414.00	14,26,556.81	
Fire wall	-	-	8,97,350.00	8,97,350.00	0.15	67,301.00	8,30,049.00	
Freezer	4,221.39	-	-	4,221.39	0.15	633.00	3,588.39	
Green and Clean Campus	29,138.43	-	-	29,138.43	0.15	4,371.00	24,767.43	
Gymnasium Equipment	67,820.02	-	-	66,979.02	0.15	10,173.00	56,806.02	
Incinerator	-	-	88,000.00	88,000.00	0.15	6,600.00	81,400.00	
Kitchen Equipment	1,73,214.89	-	-	1,73,214.89	0.15	25,982.00	1,47,232.89	
Lab Equipments PTC	1,49,768.08	-	46,957.00	1,96,725.08	0.15	25,987.00	1,70,738.08	
Land Phone	3,648.00	-	-	3,648.00	0.15	547.00	3,101.00	
LED Display	60,601.75	-	-	60,601.75	0.15	9,090.00	51,511.75	
Library Books	72,92,586.21	37,312.00	7,59,457.00	80,89,355.21	0.15	11,56,444.00	69,32,911.21	
Lift	15,71,168.00	7,70,714.00	-	23,41,882.00	0.15	1,75,641.00	21,66,241.00	
Lightning Arrester	27,674.19	-	-	27,674.19	0.15	4,151.00	23,523.19	
Mobile Phone	5,956.80	-	3,900.00	9,856.80	0.15	1,186.00	8,670.80	
Pond	6,07,437.57	-	-	6,07,437.57	0.15	91,116.00	5,16,321.57	
Projector	2,11,644.13	-	-	2,11,644.13	0.15	31,747.00	1,79,897.13	
Pumpset	47,223.07	-	-	47,223.07	0.15	7,083.00	40,140.07	
Rain water harvesting unit	5,45,759.34	-	-	5,45,759.34	0.15	81,864.00	4,63,895.34	
Refrigerator	35,886.96	-	-	35,886.96	0.15	5,383.00	30,503.96	

Scanner	46,713.12	-	-	46,713.12	0.15	7,007.00	39,706.12
Solar Power Plant	39,97,811.53	-	-	39,97,811.53	0.15	5,99,672.00	33,98,139.53
Solar Water Heater	7,363.58	-	-	7,363.58	0.15	1,105.00	6,258.58
Television	1,28,201.06	15,000.00	71,990.00	2,15,191.06	0.15	26,879.00	1,88,312.06
Transformer	1,63,841.97	-	-	1,63,841.97	0.15	24,576.00	1,39,265.97
Transformer Installation	42,933.16	-	-	42,933.16	0.15	6,440.00	36,493.16
UPS & Battery	2,39,648.97	-	41,200.00	2,80,848.97	0.15	39,037.00	2,41,811.97
Utensils	1,45,487.32	-	-	1,45,487.32	0.15	21,823.00	1,23,664.32
Utensils-Girls Hostel	55,564.72	-	-	55,564.72	0.15	8,335.00	47,229.72
Vehicle - Bus	22,27,834.00	-	-	22,27,834.00	0.15	3,34,175.00	18,93,659.00
Vehicle - College Bus	6,82,291.19	-	-	6,82,291.19	0.15	1,02,344.00	5,79,947.19
Vehicle - ECCO	1,23,062.72	-	-	1,23,062.72	0.15	18,459.00	1,04,603.72
Vehicle - Ethios	3,30,491.98	-	-	3,30,491.98	0.15	49,574.00	2,80,917.98
Vehicle - Jeep Compass	13,78,514.00	-	-	13,78,514.00	0.15	2,06,777.00	11,71,737.00
Vehicle-Innova1	-	-	-	-	-	-	-
Vehicle-Innova3	6,24,087.50	-	-	6,24,087.50	0.15	93,613.00	5,30,474.50
<b>40% Block</b>							
Laptop	91,110.37	-	34,990.00	1,26,100.37	0.40	43,442.00	82,658.37
Computer	1,60,165.13	-	44,000.00	2,04,165.13	0.40	72,866.00	1,31,299.13
<b>Total</b>	<b>12,42,24,800.65</b>	<b>9,18,126.00</b>	<b>2,00,02,054.00</b>	<b>14,51,44,139.65</b>		<b>1,04,30,822.00</b>	<b>13,47,13,317.65</b>

