



### Feedback Form -Teachers

Name of the Department: MBA [ ] MCA [ ] MSc [ ]

Rate the college on the basis of following parameters.

Sl. No	Parameters	Strongly Disagree	Disagree	Neutral	Agree	Strongly Agree
1	The Vision, philosophy & objectives of the College are known					
2	Aims and objectives of the Programme are well defined and clear to teachers and students.					
3	Curriculum having good academic flexibility					
4	The course content fulfils the need of students					
5	Need syllabus revision					
6	Students are disciplined and respect the Staff members					
7	College provides opportunities for continuous development of Staff					
8	Equal opportunities for all staff is provided					
9	Rest rooms, toilets, laboratory, playground, classrooms are clean and well maintained					
10	Clean drinking water is available					
11	Laboratory requirements including equipment, chemicals and specimens are regularly provide					
12	Computer facilities are made available for ICT based teaching to students					
13	Good facility and encouragement to the teachers for their research					
14	College pays attention to conservation of environment and has taken initiative on implementing waste management practices					
15	Authorities are approachable and accessible					
16	There is a mechanism for feedback, review and performance enhancement for the staff					
17	There is a recognition/ Incentive/ Appreciation of the individual work is give					
18	Sufficient Resources in the Library					
19	What are the major changes/ improvements you would like to see in MACFAST? Please list them according to priority					





### Feedback Form -Teachers

Name of the Department: MBA  MCA  MSc

Rate the college on the basis of following parameters.

Sl. No	Parameters	Strongly Disagree	Disagree	Neutral	Agree	Strongly Agree
1	The Vision, philosophy & objectives of the College are known					<input checked="" type="checkbox"/>
2	Aims and objectives of the Programme are well defined and clear to teachers and students.					<input checked="" type="checkbox"/>
3	Curriculum having good academic flexibility					<input checked="" type="checkbox"/>
4	The course content fulfils the need of students					<input checked="" type="checkbox"/>
5	Need syllabus revision					<input checked="" type="checkbox"/>
6	Students are disciplined and respect the Staff members					<input checked="" type="checkbox"/>
7	College provides opportunities for continuous development of Staff					<input checked="" type="checkbox"/>
8	Equal opportunities for all staff is provided					<input checked="" type="checkbox"/>
9	Rest rooms, toilets, laboratory, playground, classrooms are clean and well maintained					<input checked="" type="checkbox"/>
10	Clean drinking water is available					<input checked="" type="checkbox"/>
11	Laboratory requirements including equipment, chemicals and specimens are regularly provide					<input checked="" type="checkbox"/>
12	Computer facilities are made available for ICT based teaching to students					<input checked="" type="checkbox"/>
13	Good facility and encouragement to the teachers for their research					<input checked="" type="checkbox"/>
14	College pays attention to conservation of environment and has taken initiative on implementing waste management practices					<input checked="" type="checkbox"/>
15	Authorities are approachable and accessible					<input checked="" type="checkbox"/>
16	There is a mechanism for feedback, review and performance enhancement for the staff					<input checked="" type="checkbox"/>
17	There is a recognition/ Incentive/ Appreciation of the individual work is give					<input checked="" type="checkbox"/>
18	Sufficient Resources in the Library					<input checked="" type="checkbox"/>
19	What are the major changes/ improvements you would like to see in MACFAST? Please list them according to priority					



### Feedback Form -Teachers

Name of the Department: MBA [ ] MCA [ ] MSc [✓]

Rate the college on the basis of following parameters.

Sl. No	Parameters	Strongly Disagree	Disagree	Neutral	Agree	Strongly Agree
1	The Vision, philosophy & objectives of the College are known				✓	
2	Aims and objectives of the Programme are well defined and clear to teachers and students.				✓	
3	Curriculum having good academic flexibility				✓	
4	The course content fulfils the need of students				✓	
5	Need syllabus revision				✓	
6	Students are disciplined and respect the Staff members				✓	
7	College provides opportunities for continuous development of Staff				✓	
8	Equal opportunities for all staff is provided				✓	
9	Rest rooms, toilets, laboratory, playground, classrooms are clean and well maintained				✓	✓
10	Clean drinking water is available					✓
11	Laboratory requirements including equipment, chemicals and specimens are regularly provide				✓	
12	Computer facilities are made available for ICT based teaching to students				✓	
13	Good facility and encouragement to the teachers for their research				✓	
14	College pays attention to conservation of environment and has taken initiative on implementing waste management practices				✓	✓
15	Authorities are approachable and accessible				✓	
16	There is a mechanism for feedback, review and performance enhancement for the staff				✓	
17	There is a recognition/ Incentive/ Appreciation of the individual work is give					✓
18	Sufficient Resources in the Library				✓	
19	What are the major changes/ improvements you would like to see in MACFAST? Please list them according to priority					



### Feedback Form -Teachers

Name of the Department: MBA [ ] MCA [] MSc [ ]

Rate the college on the basis of following parameters.

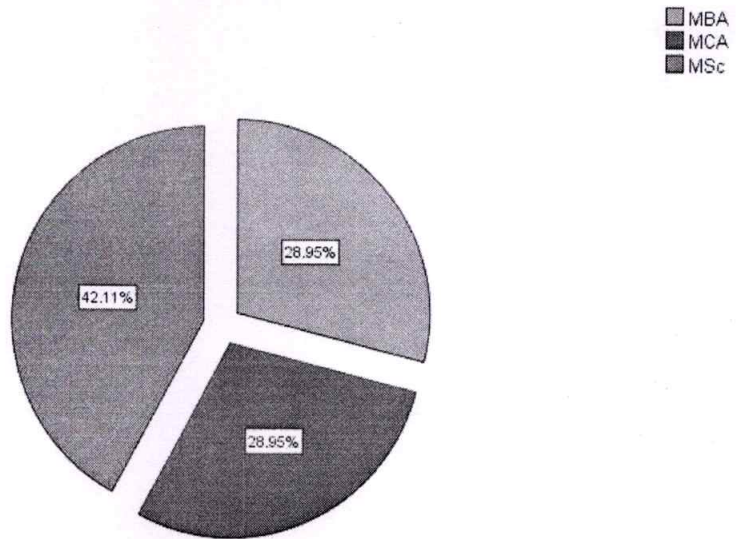
Sl. No	Parameters	Strongly Disagree	Disagree	Neutral	Agree	Strongly Agree
1	The Vision, philosophy & objectives of the College are known					<input checked="" type="checkbox"/>
2	Aims and objectives of the Programme are well defined and clear to teachers and students.					<input checked="" type="checkbox"/>
3	Curriculum having good academic flexibility					<input checked="" type="checkbox"/>
4	The course content fulfils the need of students					<input checked="" type="checkbox"/>
5	Need syllabus revision					<input checked="" type="checkbox"/>
6	Students are disciplined and respect the Staff members					<input checked="" type="checkbox"/>
7	College provides opportunities for continuous development of Staff					<input checked="" type="checkbox"/>
8	Equal opportunities for all staff is provided				<input checked="" type="checkbox"/>	
9	Rest rooms, toilets, laboratory, playground, classrooms are clean and well maintained					<input checked="" type="checkbox"/>
10	Clean drinking water is available					<input checked="" type="checkbox"/>
11	Laboratory requirements including equipment, chemicals and specimens are regularly provide					<input checked="" type="checkbox"/>
12	Computer facilities are made available for ICT based teaching to students					<input checked="" type="checkbox"/>
13	Good facility and encouragement to the teachers for their research					<input checked="" type="checkbox"/>
14	College pays attention to conservation of environment and has taken initiative on implementing waste management practices					<input checked="" type="checkbox"/>
15	Authorities are approachable and accessible					<input checked="" type="checkbox"/>
16	There is a mechanism for feedback, review and performance enhancement for the staff				<input checked="" type="checkbox"/>	
17	There is a recognition/ Incentive/ Appreciation of the individual work is give					<input checked="" type="checkbox"/>
18	Sufficient Resources in the Library					<input checked="" type="checkbox"/>
19	What are the major changes/ improvements you would like to see in MACFAST? Please list them according to priority					

## Teachers Feedback Analysis 20-21

**Name of Department**

		Frequency	Percent	Valid Percent	Cumulative Percent
Valid	MBA	11	28.9	28.9	28.9
	MCA	11	28.9	28.9	57.9
	MSc	16	42.1	42.1	100.0
Total		38	100.0	100.0	

**Name of Department**

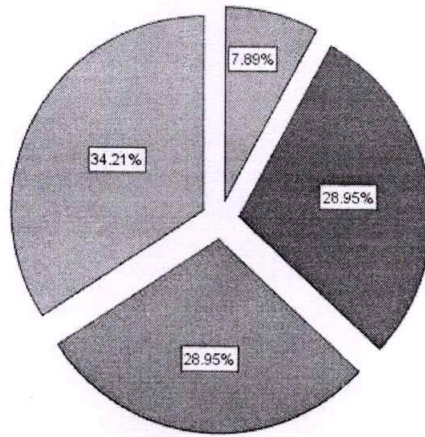


**The Vision, philosophy & objectives of the College are known**

		Frequency	Percent	Valid Percent	Cumulative Percent
Valid	Disagree	3	7.9	7.9	7.9
	Neutral	11	28.9	28.9	36.8
	Agree	11	28.9	28.9	65.8
	Strongly Agree	13	34.2	34.2	100.0
	Total	38	100.0	100.0	

**The Vision, philosophy & objectives of the College are known**

- Disagree
- Neutral
- Agree
- Strongly Agree

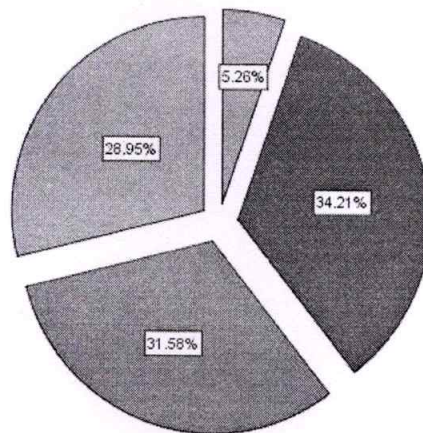


**Aims and objectives of the Programme are well defined and clear to teachers and students.**

		Frequency	Percent	Valid Percent	Cumulative Percent
Valid	Disagree	2	5.3	5.3	5.3
	Neutral	13	34.2	34.2	39.5
	Agree	12	31.6	31.6	71.1
	Strongly Agree	11	28.9	28.9	100.0
	Total	38	100.0	100.0	

**Aims and objectives of the Programme are well defined and clear to teachers and students.**

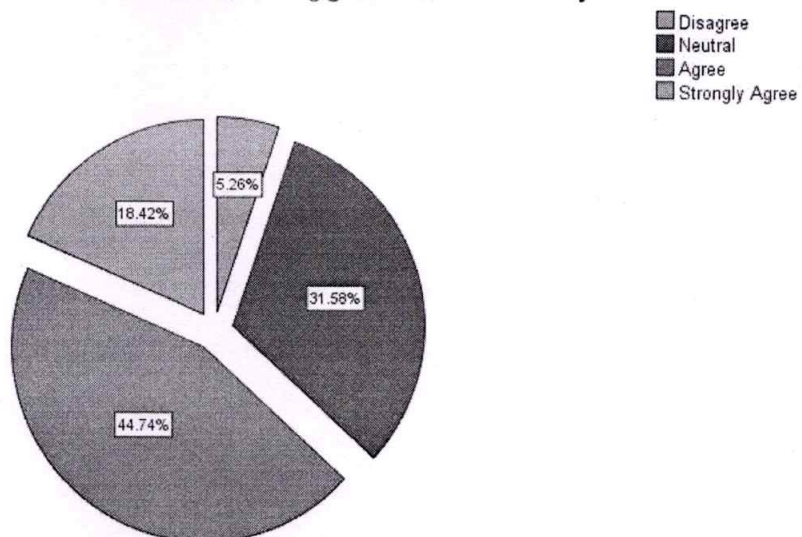
- Disagree
- Neutral
- Agree
- Strongly Agree



### Curriculum having good academic flexibility

		Frequency	Percent	Valid Percent	Cumulative Percent
Valid	Disagree	2	5.3	5.3	5.3
	Neutral	12	31.6	31.6	36.8
	Agree	17	44.7	44.7	81.6
	Strongly Agree	7	18.4	18.4	100.0
Total		38	100.0	100.0	

### Curriculum having good academic flexibility



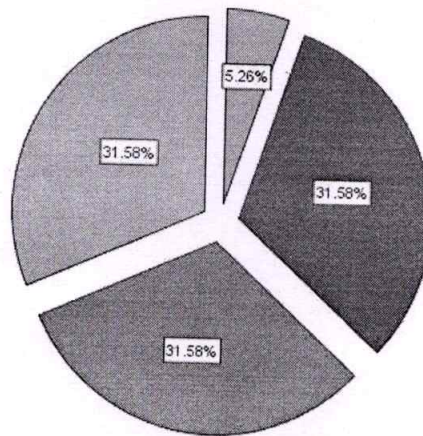


**The course content fulfils the need of students**

		Frequency	Percent	Valid Percent	Cumulative Percent
Valid	Disagree	2	5.3	5.3	5.3
	Neutral	12	31.6	31.6	36.8
	Agree	12	31.6	31.6	68.4
	Strongly Agree	12	31.6	31.6	100.0
	Total	38	100.0	100.0	

**The course content fulfils the need of students**

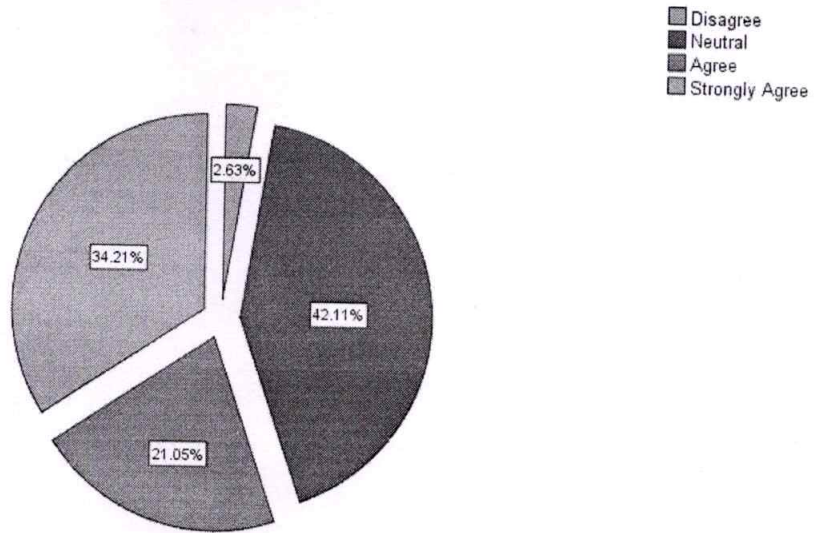
- Disagree
- Neutral
- Agree
- Strongly Agree



### Need to fully review the syllabus

		Frequency	Percent	Valid Percent	Cumulative Percent
Valid	Disagree	1	2.6	2.6	2.6
	Neutral	16	42.1	42.1	44.7
	Agree	8	21.1	21.1	65.8
	Strongly Agree	13	34.2	34.2	100.0
Total		38	100.0	100.0	

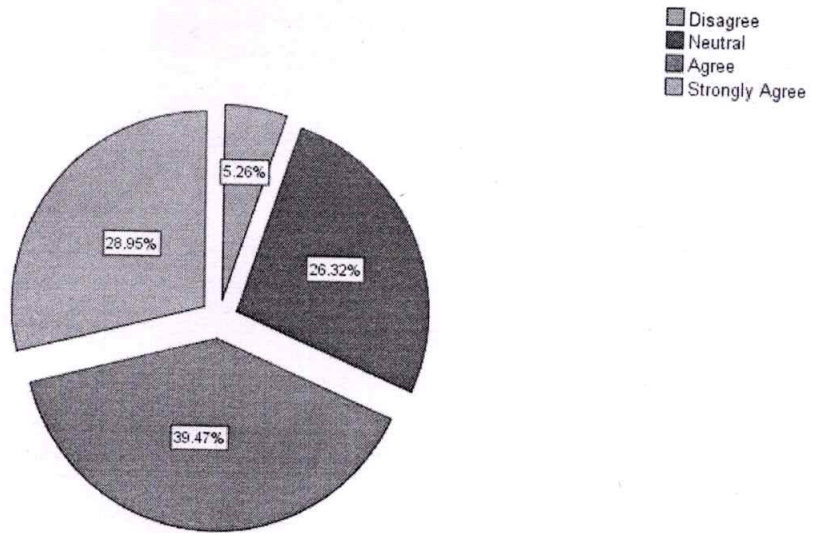
### Need to fully review the syllabus



**Students are disciplined and respect the Staff members**

		Frequency	Percent	Valid Percent	Cumulative Percent
Valid	Disagree	2	5.3	5.3	5.3
	Neutral	10	26.3	26.3	31.6
	Agree	15	39.5	39.5	71.1
	Strongly Agree	11	28.9	28.9	100.0
Total		38	100.0	100.0	

**Students are disciplined and respect the Staff members**

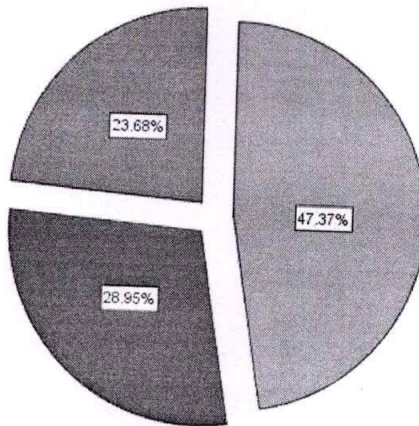


**College provides opportunities for continuous development of Staff**

		Frequency	Percent	Valid Percent	Cumulative Percent
Valid	Neutral	18	47.4	47.4	47.4
	Agree	11	28.9	28.9	76.3
	Strongly Agree	9	23.7	23.7	100.0
	Total	38	100.0	100.0	

**College provides opportunities for continuous development of Staff**

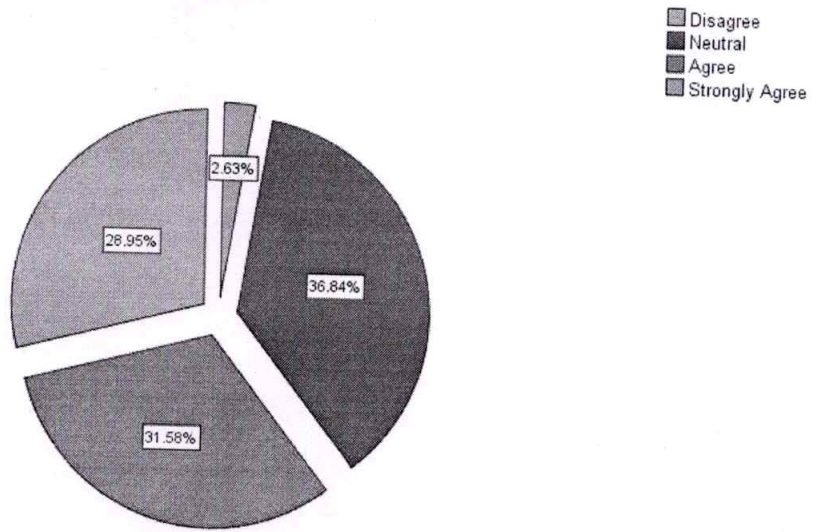
- Neutral
- Agree
- Strongly Agree



### Equal opportunities for all staff is provided

		Frequency	Percent	Valid Percent	Cumulative Percent
Valid	Disagree	1	2.6	2.6	2.6
	Neutral	14	36.8	36.8	39.5
	Agree	12	31.6	31.6	71.1
	Strongly Agree	11	28.9	28.9	100.0
	Total	38	100.0	100.0	

### Equal opportunities for all staff is provided

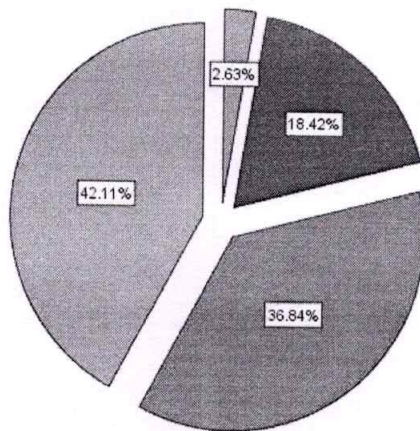


**Rest rooms, toilets, laboratory, playground, classrooms are clean and well maintained**

		Frequency	Percent	Valid Percent	Cumulative Percent
Valid	Disagree	1	2.6	2.6	2.6
	Neutral	7	18.4	18.4	21.1
	Agree	14	36.8	36.8	57.9
	Strongly Agree	16	42.1	42.1	100.0
Total		38	100.0	100.0	

**Rest rooms, toilets, laboratory, playground, classrooms are clean and well maintained**

- Disagree
- Neutral
- Agree
- Strongly Agree

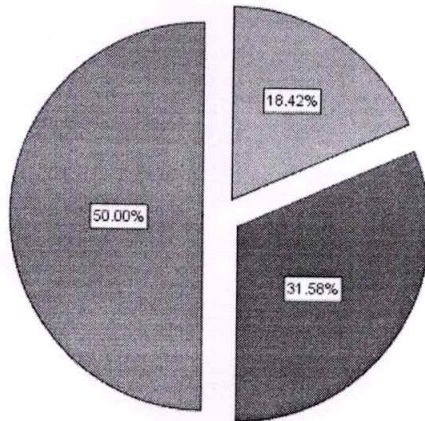


### Clean drinking water is available

		Frequency	Percent	Valid Percent	Cumulative Percent
Valid	Neutral	7	18.4	18.4	18.4
	Agree	12	31.6	31.6	50.0
	Strongly Agree	19	50.0	50.0	100.0
Total		38	100.0	100.0	

### Clean drinking water is available

Neutral  
 Agree  
 Strongly Agree

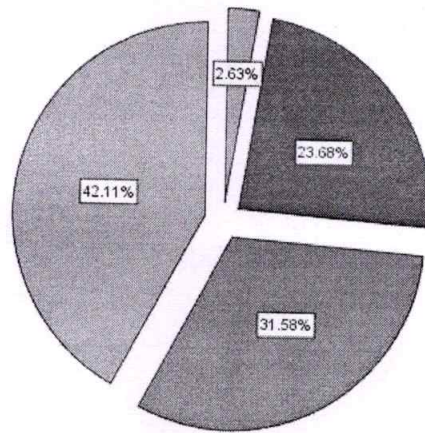


**Laboratory requirements including equipments, chemicals and specimens are regularly provided**

		Frequency	Percent	Valid Percent	Cumulative Percent
Valid	Disagree	1	2.6	2.6	2.6
	Neutral	9	23.7	23.7	26.3
	Agree	12	31.6	31.6	57.9
	Strongly Agree	16	42.1	42.1	100.0
	Total	38	100.0	100.0	

Laboratory requirements including equipments, chemicals and specimens are regularly provided

- Disagree
- Neutral
- Agree
- Strongly Agree



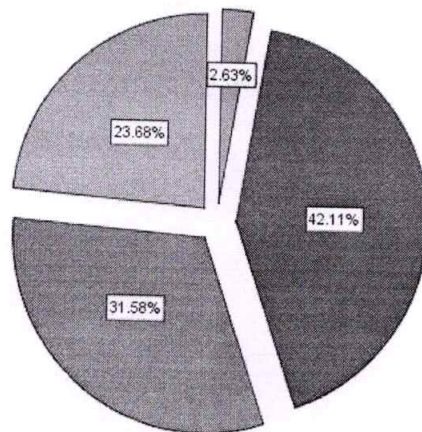


**Computer facilities are made available for ICT based teaching to students**

		Frequency	Percent	Valid Percent	Cumulative Percent
Valid	Disagree	1	2.6	2.6	2.6
	Neutral	16	42.1	42.1	44.7
	Agree	12	31.6	31.6	76.3
	Strongly Agree	9	23.7	23.7	100.0
Total		38	100.0	100.0	

**Computer facilities are made available for ICT based teaching to students**

- Disagree
- Neutral
- Agree
- Strongly Agree

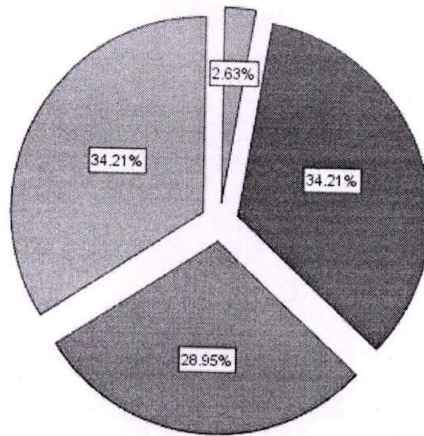


**Good facility and encouragement to the teachers for their research**

		Frequency	Percent	Valid Percent	Cumulative Percent
Valid	Disagree	1	2.6	2.6	2.6
	Neutral	13	34.2	34.2	36.8
	Agree	11	28.9	28.9	65.8
	Strongly Agree	13	34.2	34.2	100.0
Total		38	100.0	100.0	

**Good facility and encouragement to the teachers for their research**

- Disagree
- Neutral
- Agree
- Strongly Agree

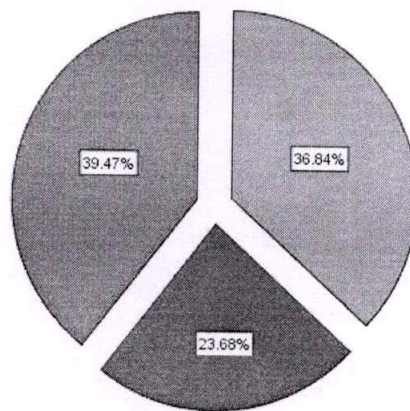


**College pays attention to conservation of environment and has taken initiative on implementing waste management practices**

		Frequency	Percent	Valid Percent	Cumulative Percent
Valid	Neutral	14	36.8	36.8	36.8
	Agree	9	23.7	23.7	60.5
	Strongly Agree	15	39.5	39.5	100.0
	Total	38	100.0	100.0	

**College pays attention to conservation of environment and has taken initiative on implementing waste management practices**

Neutral  
 Agree  
 Strongly Agree

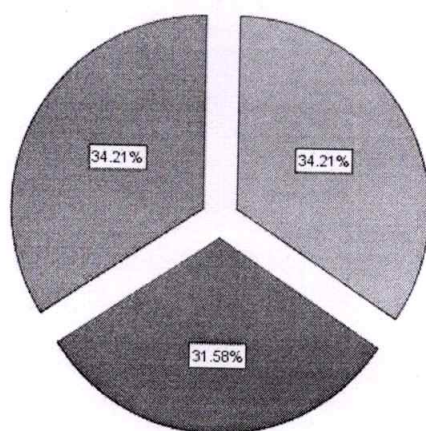


**Authorities are approachable and accessible**

		Frequency	Percent	Valid Percent	Cumulative Percent
Valid	Neutral	13	34.2	34.2	34.2
	Agree	12	31.6	31.6	65.8
	Strongly Agree	13	34.2	34.2	100.0
	Total	38	100.0	100.0	

**Authorities are approachable and accessible**

- Neutral
- Agree
- Strongly Agree

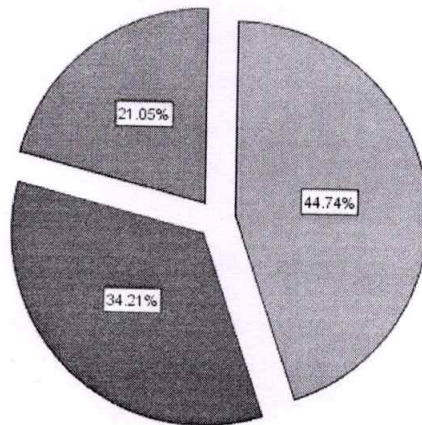


**There is a mechanism for feedback, review and performance enhancement for the staff**

		Frequency	Percent	Valid Percent	Cumulative Percent
Valid	Neutral	17	44.7	44.7	44.7
	Agree	13	34.2	34.2	78.9
	Strongly Agree	8	21.1	21.1	100.0
Total		38	100.0	100.0	

**There is a mechanism for feedback, review and performance enhancement for the staff**

- Neutral
- Agree
- Strongly Agree

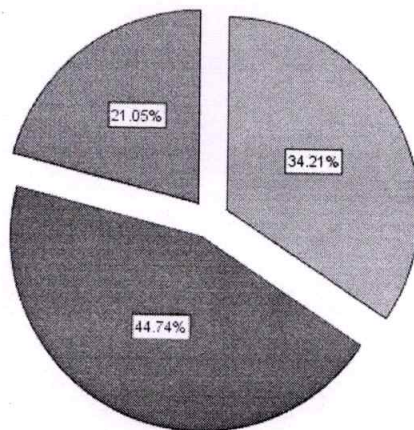


**There is a recognition/ Incentive/ Appreciation of the individual work is given**

		Frequency	Percent	Valid Percent	Cumulative Percent
Valid	Neutral	13	34.2	34.2	34.2
	Agree	17	44.7	44.7	78.9
	Strongly Agree	8	21.1	21.1	100.0
	Total	38	100.0	100.0	

**There is a recognition/ Incentive/ Appreciation of the individual work is given**

- Neutral
- Agree
- Strongly Agree

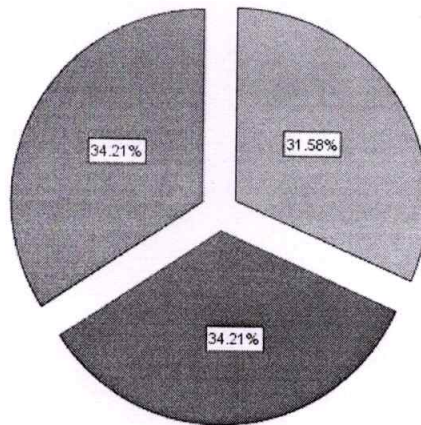


### Sufficient Resources in the Library

		Frequency	Percent	Valid Percent	Cumulative Percent
Valid	Neutral	12	31.6	31.6	31.6
	Agree	13	34.2	34.2	65.8
	Strongly Agree	13	34.2	34.2	100.0
Total		38	100.0	100.0	

### Sufficient Resources in the Library

Neutral  
 Agree  
 Strongly Agree



**Fr. Dr. CHERIAN J KOTTAYIL**  
 PRINCIPAL  
 Mar Athanasios College For Advanced Studies  
 Thiruvalla- 689101, Kerala

# Minutes of the HOD Meeting held on

14<sup>th</sup> September 2020

Venue : Board Room

Time : 2:00pm

S.No	Name	Signature
1.	Fr. Dr. Cherian J. Kottayil	
2.	Prof. Vaughese Abraham	
3.	Dr. Sudheep B Chandramana	
4.	Mr. Tiji Thomas	
5.	Mr. Stephan James	
6.	Dr. Jeemon Joseph	
7.	Dr. MS. Samuel	
8.	Ms. Beena Cherian	
9.	Sr. Licy BSS	
10.	Mr. Thomas Mathew	
11.	Mr. Nithin Mathew James	
12.	Ms. Tirumol Joseph	
13.	Mr. Ajaj Kurian	
14.	Ms. Mahitha Dileep	
15.	Mr. Pavin Raj	
16.	Ms. Meethu Dileep	
16.	Ms. Arathy Robert	

The Principal commenced the meeting with a silent prayer. The Principal appreciated each and everyone for doing great work, especially regarding student affairs and attending parents concerns. After that, the following matters were taken up for discussion.

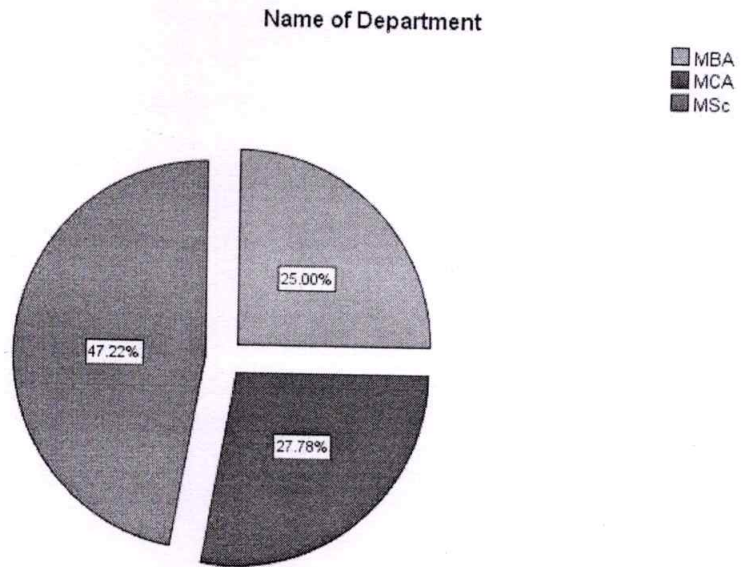


## Research Incentive for Faculty Development

- From this academic year onwards the Research Incentive for Faculty Development will be revised from 15000/year to 25000/year.
- A faculty member can only avail of the research incentive for publications in national or International journals with Impact factor / Scopus index journals.
- Mandatory publications done for their doctoral works will not be considered.
- Students can also avail this Research incentive.
- Book publications will only be considered for technical books / subject related book with ISBN number.

## Teachers- Feedback Analysis 19-20

		Name of Department			
		Frequency	Percent	Valid Percent	Cumulative Percent
Valid	MBA	9	25.0	25.0	25.0
	MCA	10	27.8	27.8	52.8
	MSc	17	47.2	47.2	100.0
Total		36	100.0	100.0	

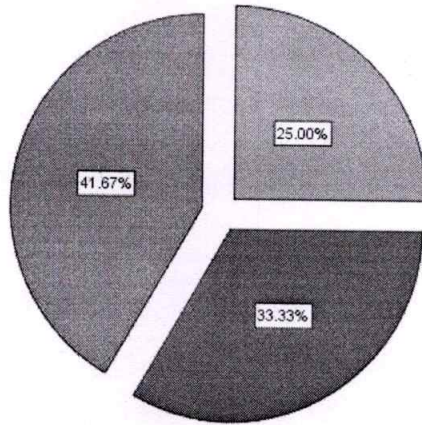


**The Vision, philosophy & objectives of the College are known**

		Frequency	Percent	Valid Percent	Cumulative Percent
Valid	Neutral	9	25.0	25.0	25.0
	Agree	12	33.3	33.3	58.3
	Strongly Agree	15	41.7	41.7	100.0
	Total	36	100.0	100.0	

**The Vision, philosophy & objectives of the College are known**

- Neutral
- Agree
- Strongly Agree

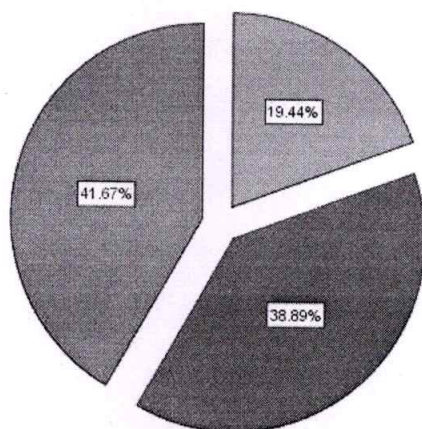


**Aims and objectives of the Programme are well defined and clear to teachers and students.**

		Frequency	Percent	Valid Percent	Cumulative Percent
Valid	Neutral	7	19.4	19.4	19.4
	Agree	14	38.9	38.9	58.3
	Strongly Agree	15	41.7	41.7	100.0
	Total	36	100.0	100.0	

**Aims and objectives of the Programme are well defined and clear to teachers and students.**

- Neutral
- Agree
- Strongly Agree

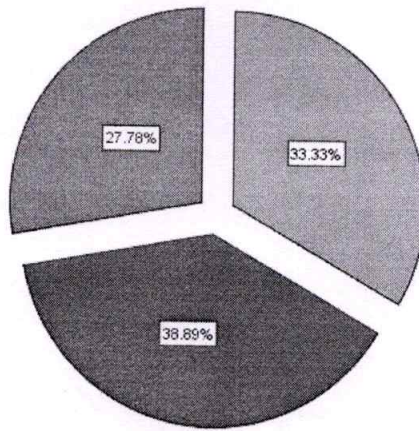


### Curriculum having good academic flexibility

		Frequency	Percent	Valid Percent	Cumulative Percent
Valid	Neutral	12	33.3	33.3	33.3
	Agree	14	38.9	38.9	72.2
	Strongly Agree	10	27.8	27.8	100.0
Total		36	100.0	100.0	

### Curriculum having good academic flexibility

■ Neutral  
■ Agree  
■ Strongly Agree

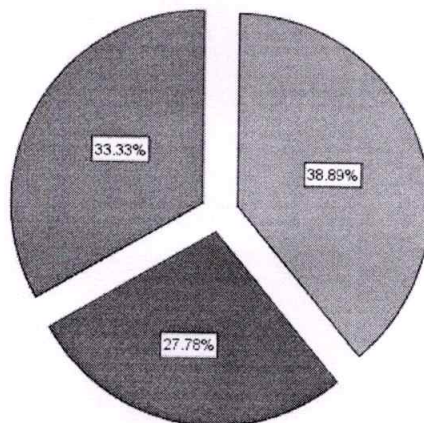


### The course content fulfils the need of students

		Frequency	Percent	Valid Percent	Cumulative Percent
Valid	Neutral	14	38.9	38.9	38.9
	Agree	10	27.8	27.8	66.7
	Strongly Agree	12	33.3	33.3	100.0
	Total	36	100.0	100.0	

### The course content fulfils the need of students

Neutral  
 Agree  
 Strongly Agree

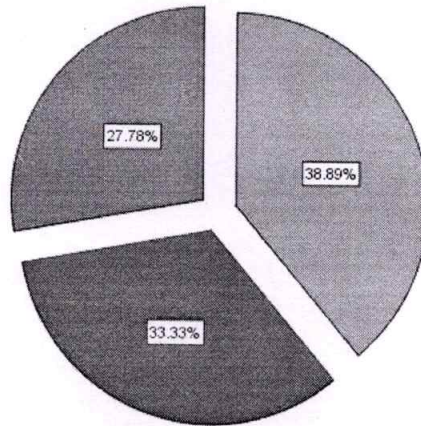


### Need to fully review the syllabus

		Frequency	Percent	Valid Percent	Cumulative Percent
Valid	Neutral	14	38.9	38.9	38.9
	Agree	12	33.3	33.3	72.2
	Strongly Agree	10	27.8	27.8	100.0
Total		36	100.0	100.0	

### Need to fully review the syllabus

■ Neutral  
■ Agree  
■ Strongly Agree

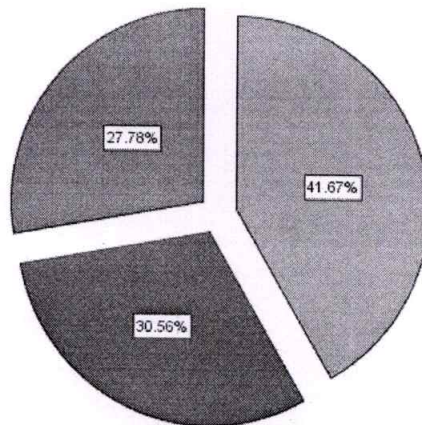


**Students are disciplined and respect the Staff members**

		Frequency	Percent	Valid Percent	Cumulative Percent
Valid	Neutral	15	41.7	41.7	41.7
	Agree	11	30.6	30.6	72.2
	Strongly Agree	10	27.8	27.8	100.0
Total		36	100.0	100.0	

**Students are disciplined and respect the Staff members**

- Neutral
- Agree
- Strongly Agree



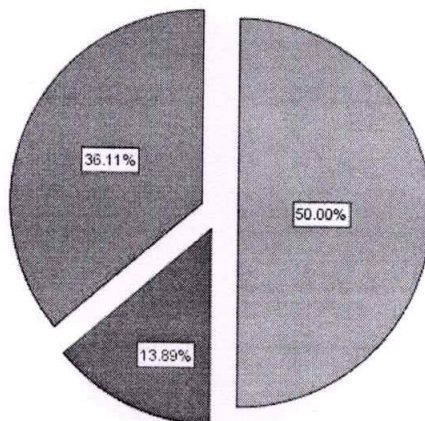


**College provides opportunities for continuous development of Staff**

		Frequency	Percent	Valid Percent	Cumulative Percent
Valid	Neutral	18	50.0	50.0	50.0
	Agree	5	13.9	13.9	63.9
	Strongly Agree	13	36.1	36.1	100.0
	Total	36	100.0	100.0	

**College provides opportunities for continuous development of Staff**

- Neutral
- Agree
- Strongly Agree

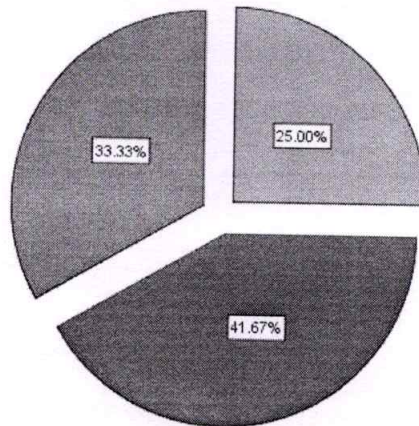


### Equal opportunities for all staff is provided

		Frequency	Percent	Valid Percent	Cumulative Percent
Valid	Neutral	9	25.0	25.0	25.0
	Agree	15	41.7	41.7	66.7
	Strongly Agree	12	33.3	33.3	100.0
	Total	36	100.0	100.0	

### Equal opportunities for all staff is provided

Neutral  
 Agree  
 Strongly Agree

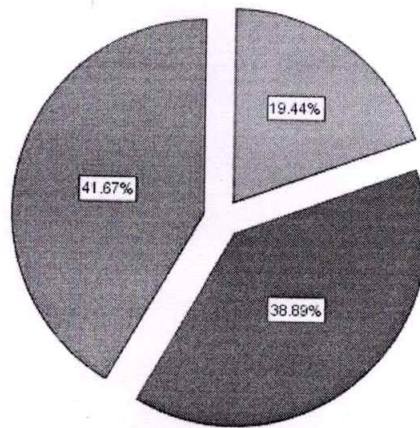


**Rest rooms, toilets, laboratory, playground, classrooms are clean and well maintained**

		Frequency	Percent	Valid Percent	Cumulative Percent
Valid	Neutral	7	19.4	19.4	19.4
	Agree	14	38.9	38.9	58.3
	Strongly Agree	15	41.7	41.7	100.0
	Total	36	100.0	100.0	

**Rest rooms, toilets, laboratory, playground, classrooms are clean and well maintained**

- Neutral
- Agree
- Strongly Agree

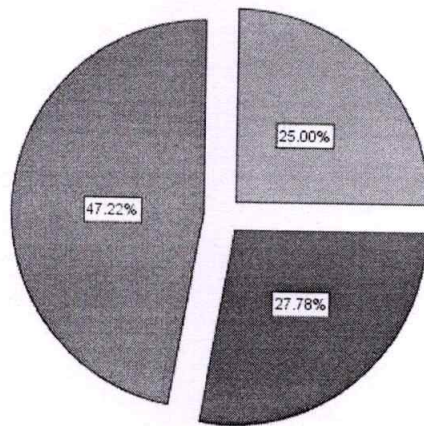


### Clean drinking water is available

		Frequency	Percent	Valid Percent	Cumulative Percent
Valid	Neutral	9	25.0	25.0	25.0
	Agree	10	27.8	27.8	52.8
	Strongly Agree	17	47.2	47.2	100.0
	Total	36	100.0	100.0	

### Clean drinking water is available

Neutral  
 Agree  
 Strongly Agree

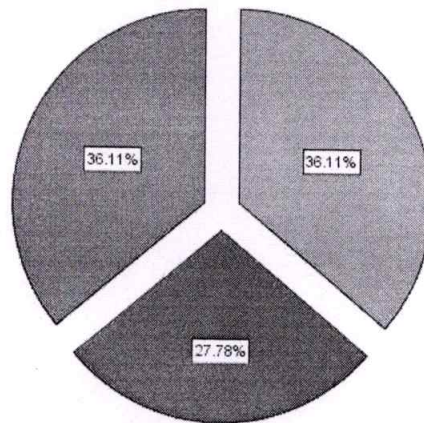


**Laboratory requirements including equipments, chemicals and specimens are regularly provided**

		Frequency	Percent	Valid Percent	Cumulative Percent
Valid	Neutral	13	36.1	36.1	36.1
	Agree	10	27.8	27.8	63.9
	Strongly Agree	13	36.1	36.1	100.0
Total		36	100.0	100.0	

Laboratory requirements including equipments, chemicals and specimens are regularly provided

Neutral  
 Agree  
 Strongly Agree

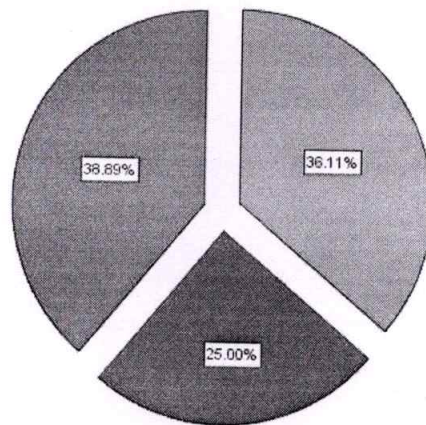


**Computer facilities are made available for ICT based teaching to students**

		Frequency	Percent	Valid Percent	Cumulative Percent
Valid	Neutral	13	36.1	36.1	36.1
	Agree	9	25.0	25.0	61.1
	Strongly Agree	14	38.9	38.9	100.0
Total		36	100.0	100.0	

**Computer facilities are made available for ICT based teaching to students**

- Neutral
- Agree
- Strongly Agree

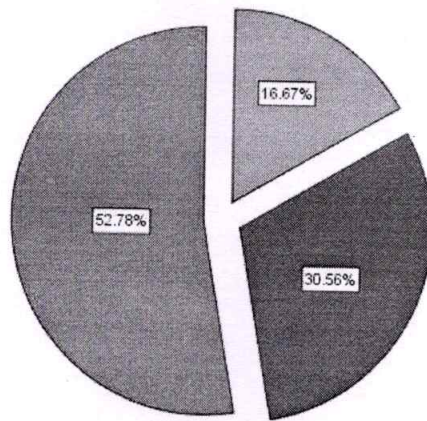


**Good facility and encouragement to the teachers for their research**

		Frequency	Percent	Valid Percent	Cumulative Percent
Valid	Neutral	6	16.7	16.7	16.7
	Agree	11	30.6	30.6	47.2
	Strongly Agree	19	52.8	52.8	100.0
	Total	36	100.0	100.0	

**Good facility and encouragement to the teachers for their research**

- Neutral
- Agree
- Strongly Agree

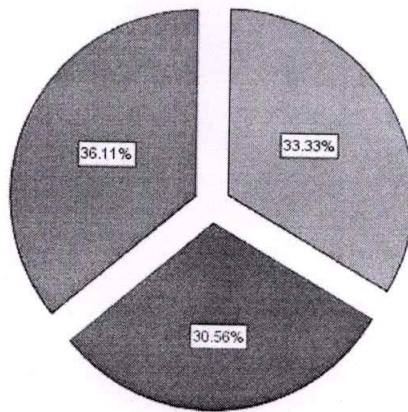


**College pays attention to conservation of environment and has taken initiative on implementing waste management practices**

		Frequency	Percent	Valid Percent	Cumulative Percent
Valid	Neutral	12	33.3	33.3	33.3
	Agree	11	30.6	30.6	63.9
	Strongly Agree	13	36.1	36.1	100.0
	Total	36	100.0	100.0	

**College pays attention to conservation of environment and has taken initiative on implementing waste management practices**

- Neutral
- Agree
- Strongly Agree





**Authorities are approachable and accessible**

		Frequency	Percent	Valid Percent	Cumulative Percent
Valid	Neutral	11	30.6	30.6	30.6
	Agree	15	41.7	41.7	72.2
	Strongly Agree	10	27.8	27.8	100.0
	Total	36	100.0	100.0	

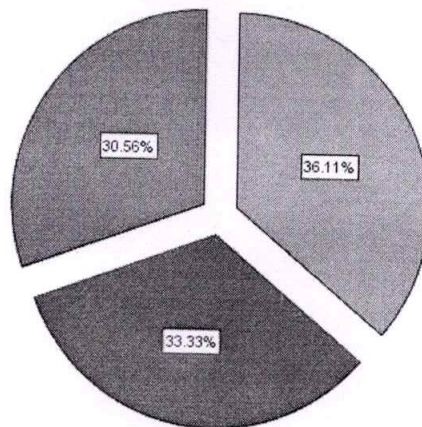


**There is a mechanism for feedback, review and performance enhancement for the staff**

		Frequency	Percent	Valid Percent	Cumulative Percent
Valid	Neutral	13	36.1	36.1	36.1
	Agree	12	33.3	33.3	69.4
	Strongly Agree	11	30.6	30.6	100.0
	Total	36	100.0	100.0	

**There is a mechanism for feedback, review and performance enhancement for the staff**

- Neutral
- Agree
- Strongly Agree

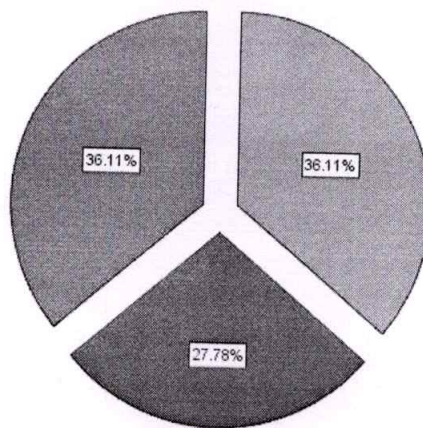


**There is a recognition/ Incentive/ Appreciation of the individual work is given**

		Frequency	Percent	Valid Percent	Cumulative Percent
Valid	Neutral	13	36.1	36.1	36.1
	Agree	10	27.8	27.8	63.9
	Strongly Agree	13	36.1	36.1	100.0
Total		36	100.0	100.0	

**There is a recognition/ Incentive/ Appreciation of the individual work is given**

- Neutral
- Agree
- Strongly Agree

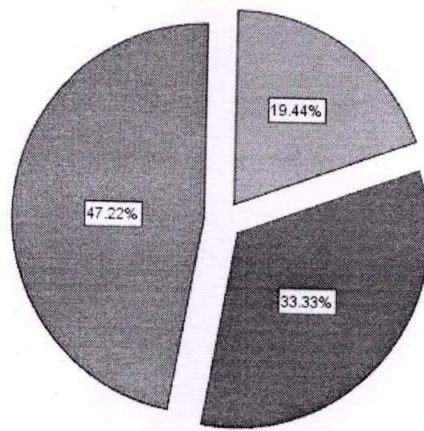


### Sufficient Resources in the Library

		Frequency	Percent	Valid Percent	Cumulative Percent
Valid	Neutral	7	19.4	19.4	19.4
	Agree	12	33.3	33.3	52.8
	Strongly Agree	17	47.2	47.2	100.0
	Total	36	100.0	100.0	

### Sufficient Resources in the Library

Neutral  
 Agree  
 Strongly Agree

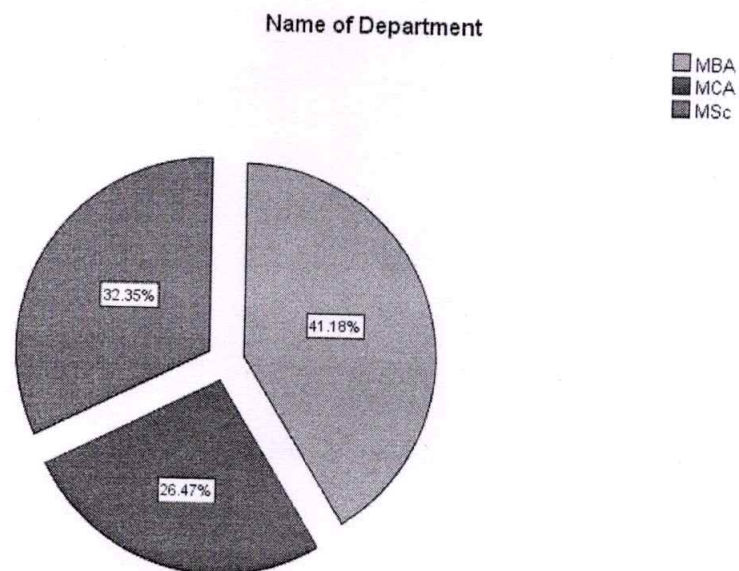


*(Handwritten Signature)*

**Fr. Dr. CHERIAN J KOTTAYIL**  
**PRINCIPAL**  
 Mar Athanasios College For Advanced Studies  
 Thiruvalla- 689101, Kerala

## Teachers- Feedback Analysis 18-19

		Name of Department			
		Frequency	Percent	Valid Percent	Cumulative Percent
Valid	MBA	14	41.2	41.2	41.2
	MCA	9	26.5	26.5	67.6
	MSc	11	32.4	32.4	100.0
Total		34	100.0	100.0	

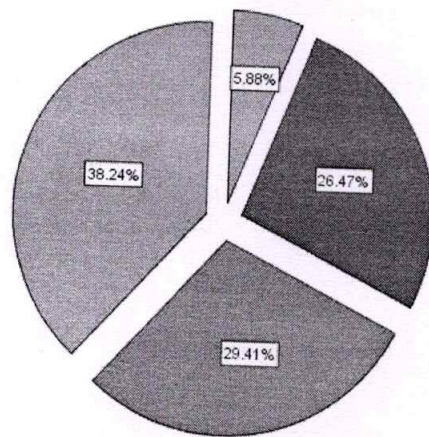


**The Vision, philosophy & objectives of the College are known**

		Frequency	Percent	Valid Percent	Cumulative Percent
Valid	Disagree	2	5.9	5.9	5.9
	Neutral	9	26.5	26.5	32.4
	Agree	10	29.4	29.4	61.8
	Strongly Agree	13	38.2	38.2	100.0
	Total	34	100.0	100.0	

**The Vision, philosophy & objectives of the College are known**

- Disagree
- Neutral
- Agree
- Strongly Agree

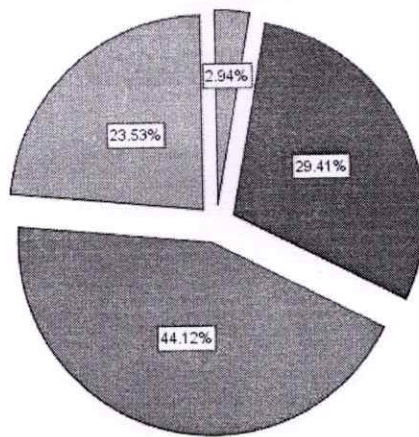


**Aims and objectives of the Programme are well defined and clear to teachers and students.**

		Frequency	Percent	Valid Percent	Cumulative Percent
Valid	Disagree	1	2.9	2.9	2.9
	Neutral	10	29.4	29.4	32.4
	Agree	15	44.1	44.1	76.5
	Strongly Agree	8	23.5	23.5	100.0
	Total	34	100.0	100.0	

**Aims and objectives of the Programme are well defined and clear to teachers and students.**

- Disagree
- Neutral
- Agree
- Strongly Agree

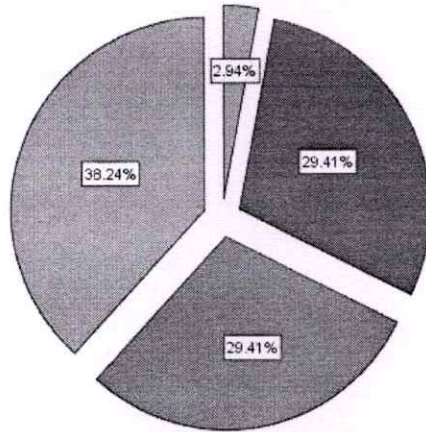


### Curriculum having good academic flexibility

		Frequency	Percent	Valid Percent	Cumulative Percent
Valid	Disagree	1	2.9	2.9	2.9
	Neutral	10	29.4	29.4	32.4
	Agree	10	29.4	29.4	61.8
	Strongly Agree	13	38.2	38.2	100.0
	Total	34	100.0	100.0	

### Curriculum having good academic flexibility

- Disagree
- Neutral
- Agree
- Strongly Agree

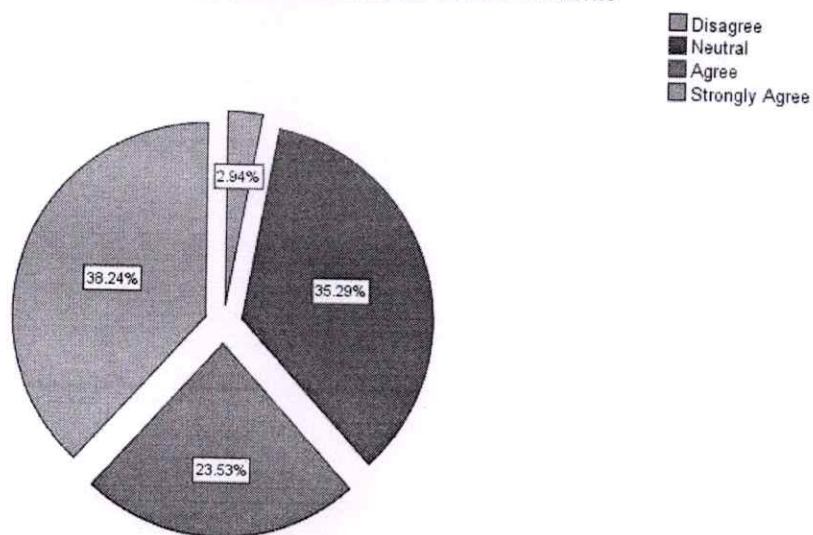




### The course content fulfils the need of students

		Frequency	Percent	Valid Percent	Cumulative Percent
Valid	Disagree	1	2.9	2.9	2.9
	Neutral	12	35.3	35.3	38.2
	Agree	8	23.5	23.5	61.8
	Strongly Agree	13	38.2	38.2	100.0
Total		34	100.0	100.0	

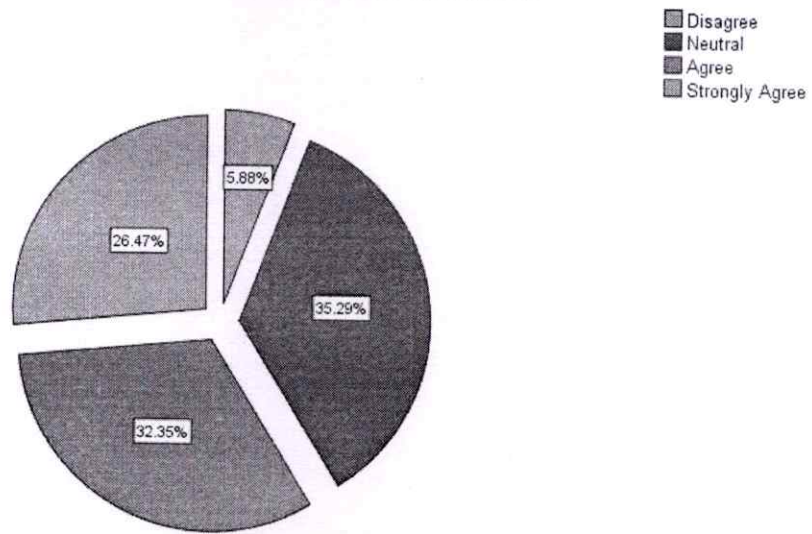
### The course content fulfils the need of students



### Need to fully review the syllabus

		Frequency	Percent	Valid Percent	Cumulative Percent
Valid	Disagree	2	5.9	5.9	5.9
	Neutral	12	35.3	35.3	41.2
	Agree	11	32.4	32.4	73.5
	Strongly Agree	9	26.5	26.5	100.0
	Total	34	100.0	100.0	

### Need to fully review the syllabus

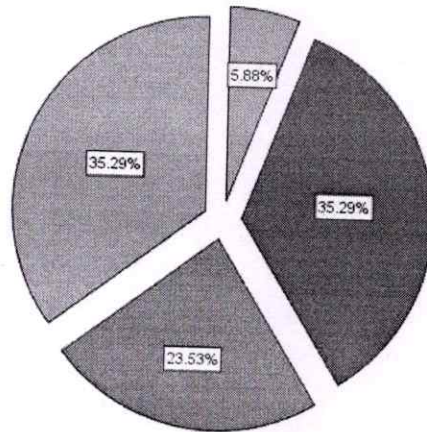


**Students are disciplined and respect the Staff members**

		Frequency	Percent	Valid Percent	Cumulative Percent
Valid	Disagree	2	5.9	5.9	5.9
	Neutral	12	35.3	35.3	41.2
	Agree	8	23.5	23.5	64.7
	Strongly Agree	12	35.3	35.3	100.0
	Total	34	100.0	100.0	

**Students are disciplined and respect the Staff members**

- Disagree
- Neutral
- Agree
- Strongly Agree

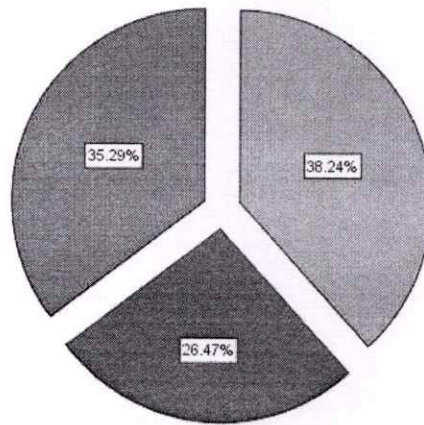


**College provides opportunities for continuous development of Staff**

		Frequency	Percent	Valid Percent	Cumulative Percent
Valid	Neutral	13	38.2	38.2	38.2
	Agree	9	26.5	26.5	64.7
	Strongly Agree	12	35.3	35.3	100.0
Total		34	100.0	100.0	

**College provides opportunities for continuous development of Staff**

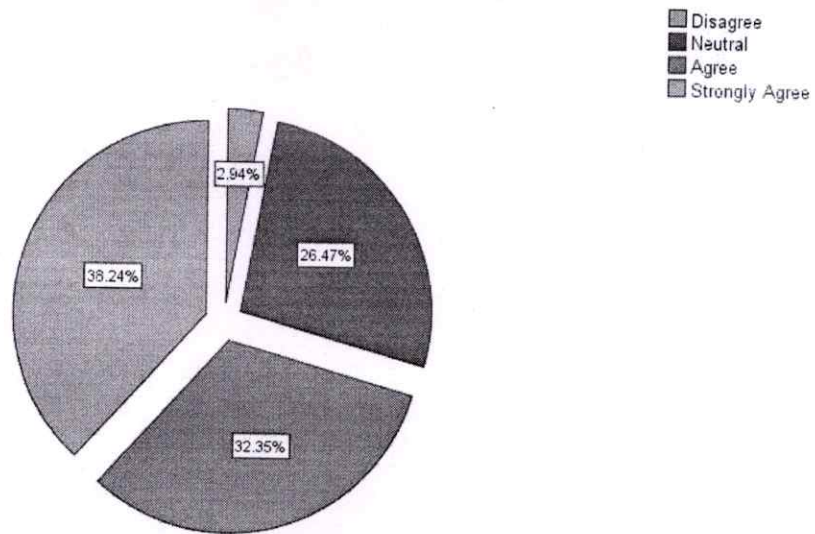
- Neutral
- Agree
- Strongly Agree



### Equal opportunities for all staff is provided

		Frequency	Percent	Valid Percent	Cumulative Percent
Valid	Disagree	1	2.9	2.9	2.9
	Neutral	9	26.5	26.5	29.4
	Agree	11	32.4	32.4	61.8
	Strongly Agree	13	38.2	38.2	100.0
	Total	34	100.0	100.0	

### Equal opportunities for all staff is provided

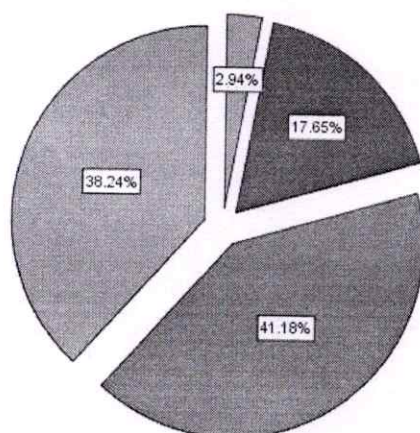


**Rest rooms, toilets, laboratory, playground, classrooms are clean and well maintained**

		Frequency	Percent	Valid Percent	Cumulative Percent
Valid	Disagree	1	2.9	2.9	2.9
	Neutral	6	17.6	17.6	20.6
	Agree	14	41.2	41.2	61.8
	Strongly Agree	13	38.2	38.2	100.0
	Total	34	100.0	100.0	

**Rest rooms, toilets, laboratory, playground, classrooms are clean and well maintained**

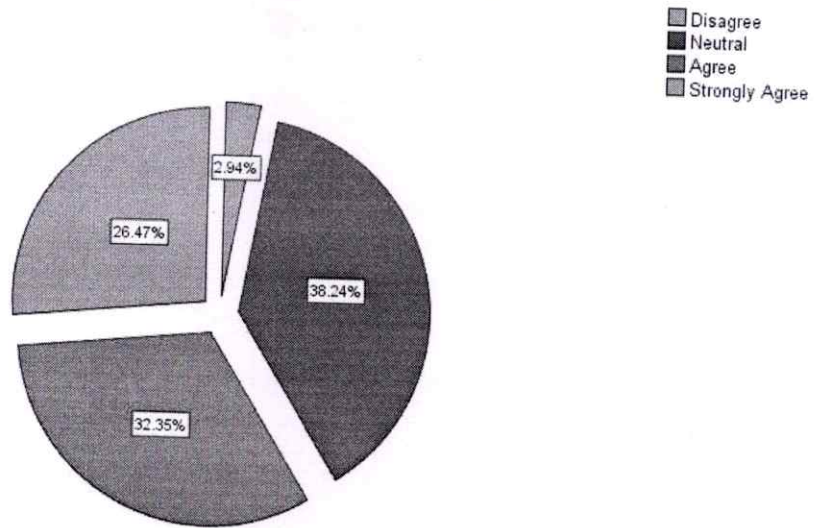
- Disagree
- Neutral
- Agree
- Strongly Agree



### Clean drinking water is available

		Frequency	Percent	Valid Percent	Cumulative Percent
Valid	Disagree	1	2.9	2.9	2.9
	Neutral	13	38.2	38.2	41.2
	Agree	11	32.4	32.4	73.5
	Strongly Agree	9	26.5	26.5	100.0
Total		34	100.0	100.0	

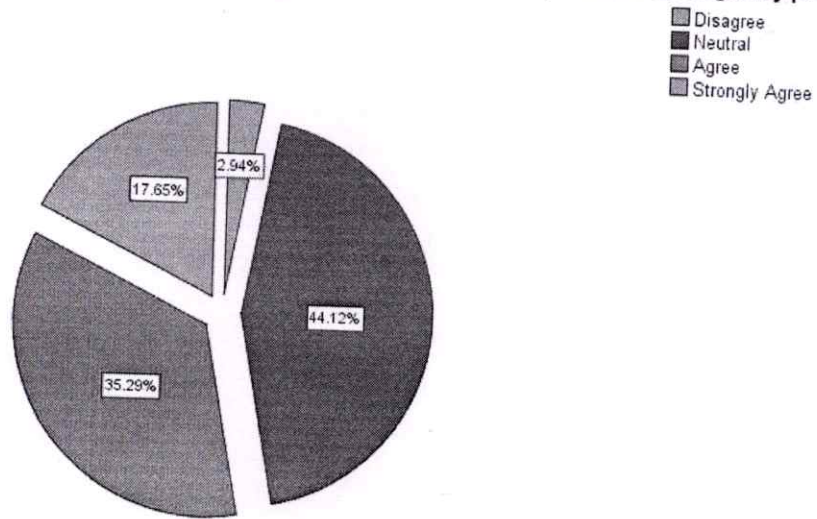
### Clean drinking water is available



**Laboratory requirements including equipments, chemicals and specimens are regularly provided**

		Frequency	Percent	Valid Percent	Cumulative Percent
Valid	Disagree	1	2.9	2.9	2.9
	Neutral	15	44.1	44.1	47.1
	Agree	12	35.3	35.3	82.4
	Strongly Agree	6	17.6	17.6	100.0
	Total	34	100.0	100.0	

**Laboratory requirements including equipments, chemicals and specimens are regularly provided**



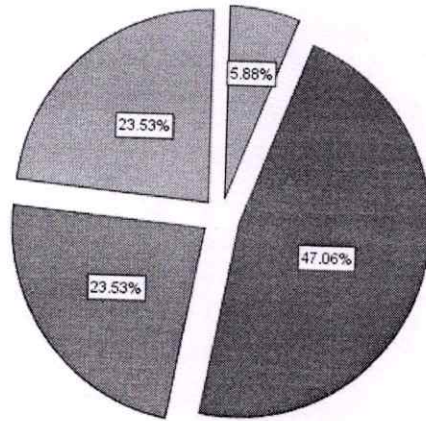


**Computer facilities are made available for ICT based teaching to students**

		Frequency	Percent	Valid Percent	Cumulative Percent
Valid	Disagree	2	5.9	5.9	5.9
	Neutral	16	47.1	47.1	52.9
	Agree	8	23.5	23.5	76.5
	Strongly Agree	8	23.5	23.5	100.0
	Total	34	100.0	100.0	

**Computer facilities are made available for ICT based teaching to students**

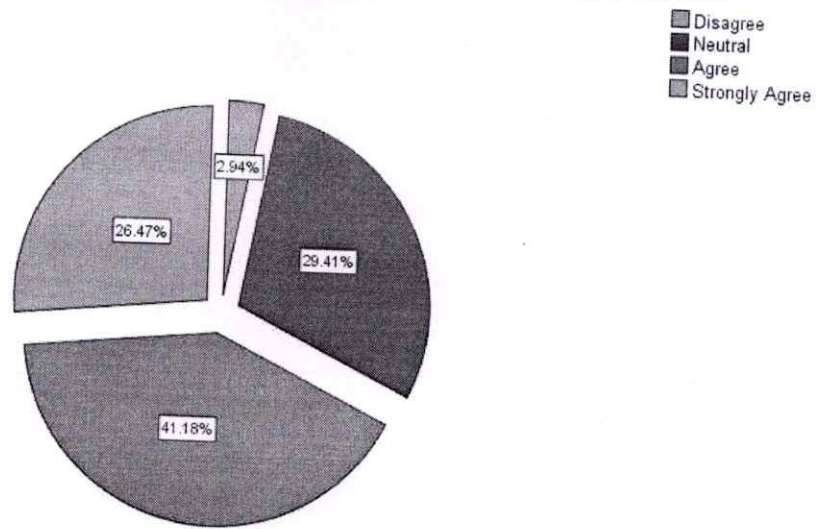
- Disagree
- Neutral
- Agree
- Strongly Agree



**Good facility and encouragement to the teachers for their research**

		Frequency	Percent	Valid Percent	Cumulative Percent
Valid	Disagree	1	2.9	2.9	2.9
	Neutral	10	29.4	29.4	32.4
	Agree	14	41.2	41.2	73.5
	Strongly Agree	9	26.5	26.5	100.0
	Total	34	100.0	100.0	

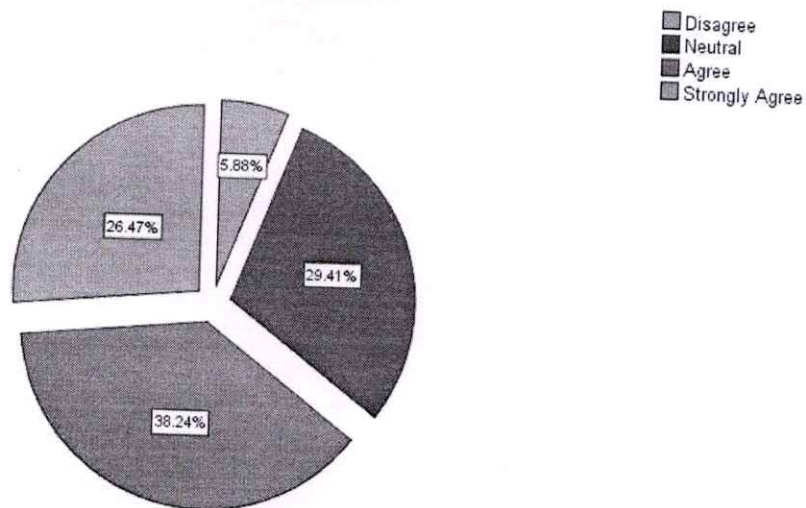
**Good facility and encouragement to the teachers for their research**



**College pays attention to conservation of environment and has taken initiative on implementing waste management practices**

		Frequency	Percent	Valid Percent	Cumulative Percent
Valid	Disagree	2	5.9	5.9	5.9
	Neutral	10	29.4	29.4	35.3
	Agree	13	38.2	38.2	73.5
	Strongly Agree	9	26.5	26.5	100.0
	Total	34	100.0	100.0	

**College pays attention to conservation of environment and has taken initiative on implementing waste management practices**

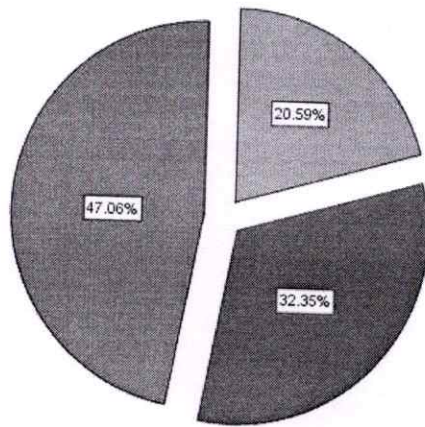


**Authorities are approachable and accessible**

		Frequency	Percent	Valid Percent	Cumulative Percent
Valid	Neutral	7	20.6	20.6	20.6
	Agree	11	32.4	32.4	52.9
	Strongly Agree	16	47.1	47.1	100.0
Total		34	100.0	100.0	

**Authorities are approachable and accessible**

- Neutral
- Agree
- Strongly Agree

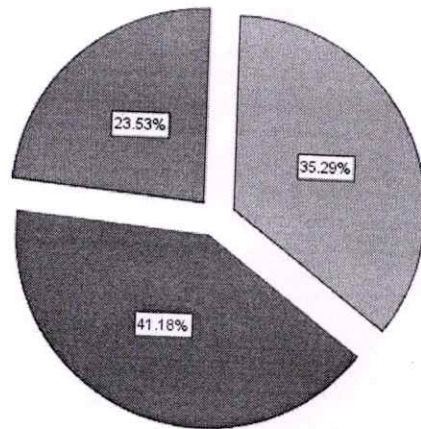


**There is a mechanism for feedback, review and performance enhancement for the staff**

		Frequency	Percent	Valid Percent	Cumulative Percent
Valid	Neutral	12	35.3	35.3	35.3
	Agree	14	41.2	41.2	76.5
	Strongly Agree	8	23.5	23.5	100.0
Total		34	100.0	100.0	

**There is a mechanism for feedback, review and performance enhancement for the staff**

- Neutral
- Agree
- Strongly Agree

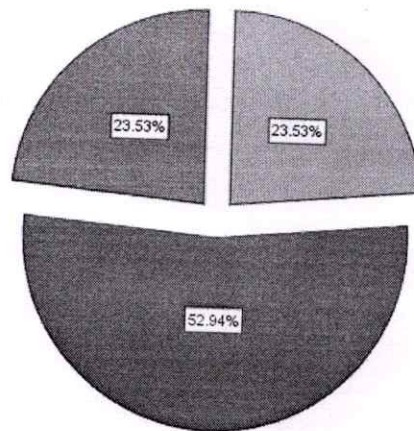


**There is a recognition/ Incentive/ Appreciation of the individual work is given**

		Frequency	Percent	Valid Percent	Cumulative Percent
Valid	Neutral	8	23.5	23.5	23.5
	Agree	18	52.9	52.9	76.5
	Strongly Agree	8	23.5	23.5	100.0
Total		34	100.0	100.0	

**There is a recognition/ Incentive/ Appreciation of the individual work is given**

- Neutral
- Agree
- Strongly Agree




### Sufficient Resources in the Library

		Frequency	Percent	Valid Percent	Cumulative Percent
Valid	Neutral	7	20.6	20.6	20.6
	Agree	12	35.3	35.3	55.9
	Strongly Agree	15	44.1	44.1	100.0
	Total	34	100.0	100.0	

### Sufficient Resources in the Library

Neutral  
 Agree  
 Strongly Agree



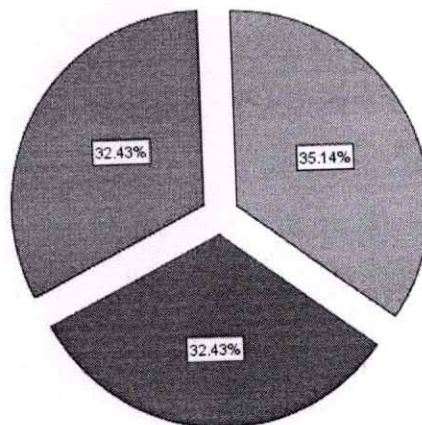
  
**Fr. Dr. CHERIAN J KOTTAYIL**  
**PRINCIPAL**  
 Mar Athanasios College For Advanced Studies  
 Tiruvalla- 689101, Kr

## Teachers- Feedback Analysis 17-18

		Name of Department			
		Frequency	Percent	Valid Percent	Cumulative Percent
Valid	MBA	13	35.1	35.1	35.1
	MCA	12	32.4	32.4	67.6
	MSc	12	32.4	32.4	100.0
Total		37	100.0	100.0	

Name of Department

MBA  
 MCA  
 MSc



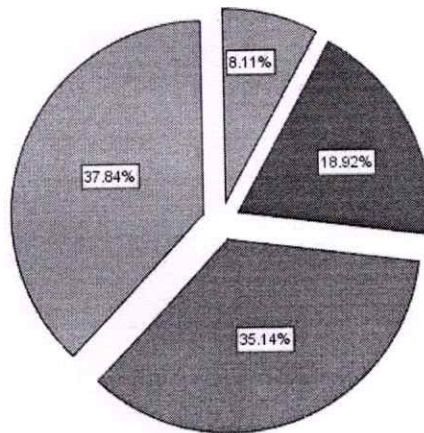


**The Vision, philosophy & objectives of the College are known**

		Frequency	Percent	Valid Percent	Cumulative Percent
Valid	Disagree	3	8.1	8.1	8.1
	Neutral	7	18.9	18.9	27.0
	Agree	13	35.1	35.1	62.2
	Strongly Agree	14	37.8	37.8	100.0
	Total	37	100.0	100.0	

**The Vision, philosophy & objectives of the College are known**

- Disagree
- Neutral
- Agree
- Strongly Agree

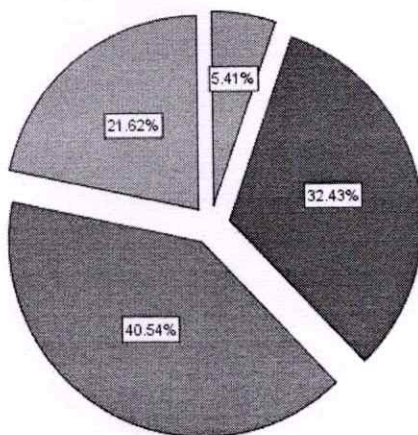


**Aims and objectives of the Programme are well defined and clear to teachers and students.**

		Frequency	Percent	Valid Percent	Cumulative Percent
Valid	Disagree	2	5.4	5.4	5.4
	Neutral	12	32.4	32.4	37.8
	Agree	15	40.5	40.5	78.4
	Strongly Agree	8	21.6	21.6	100.0
	Total	37	100.0	100.0	

**Aims and objectives of the Programme are well defined and clear to teachers and students.**

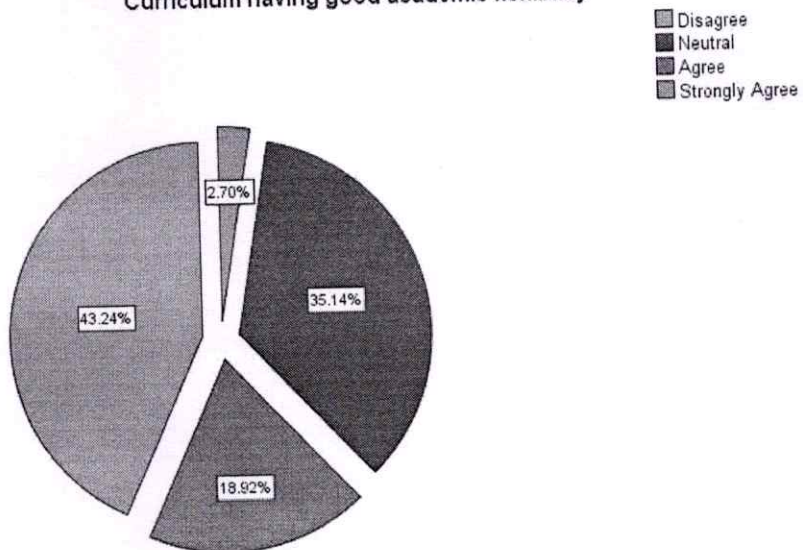
- Disagree
- Neutral
- Agree
- Strongly Agree



### Curriculum having good academic flexibility

		Frequency	Percent	Valid Percent	Cumulative Percent
Valid	Disagree	1	2.7	2.7	2.7
	Neutral	13	35.1	35.1	37.8
	Agree	7	18.9	18.9	56.8
	Strongly Agree	16	43.2	43.2	100.0
	Total	37	100.0	100.0	

Curriculum having good academic flexibility



### The course content fulfils the need of students

		Frequency	Percent	Valid Percent	Cumulative Percent
Valid	Disagree	1	2.7	2.7	2.7
	Neutral	13	35.1	35.1	37.8
	Agree	11	29.7	29.7	67.6
	Strongly Agree	12	32.4	32.4	100.0
	Total	37	100.0	100.0	

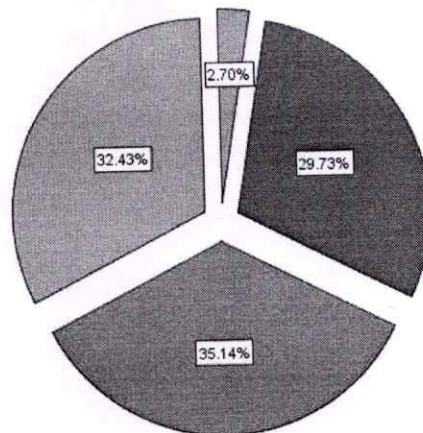


### Need to fully review the syllabus

		Frequency	Percent	Valid Percent	Cumulative Percent
Valid	Disagree	1	2.7	2.7	2.7
	Neutral	11	29.7	29.7	32.4
	Agree	13	35.1	35.1	67.6
	Strongly Agree	12	32.4	32.4	100.0
	Total	37	100.0	100.0	

### Need to fully review the syllabus

- Disagree
- Neutral
- Agree
- Strongly Agree

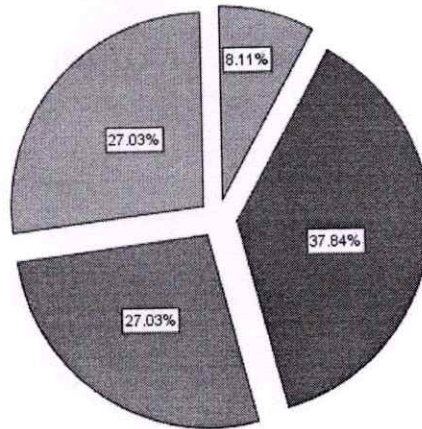


### Students are disciplined and respect the Staff members

		Frequency	Percent	Valid Percent	Cumulative Percent
Valid	Disagree	3	8.1	8.1	8.1
	Neutral	14	37.8	37.8	45.9
	Agree	10	27.0	27.0	73.0
	Strongly Agree	10	27.0	27.0	100.0
	Total	37	100.0	100.0	

### Students are disciplined and respect the Staff members

- Disagree
- Neutral
- Agree
- Strongly Agree

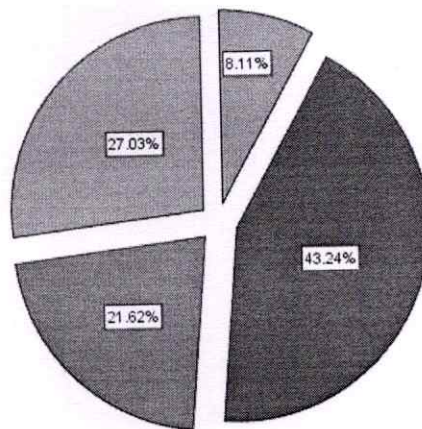


### College provides opportunities for continuous development of Staff

		Frequency	Percent	Valid Percent	Cumulative Percent
Valid	Disagree	3	8.1	8.1	8.1
	Neutral	16	43.2	43.2	51.4
	Agree	8	21.6	21.6	73.0
	Strongly Agree	10	27.0	27.0	100.0
	Total	37	100.0	100.0	

### College provides opportunities for continuous development of Staff

- Disagree
- Neutral
- Agree
- Strongly Agree

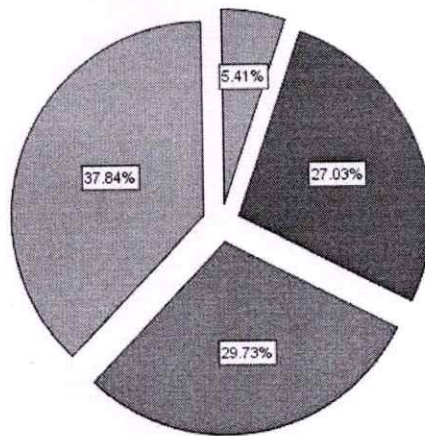


### Equal opportunities for all staff is provided

		Frequency	Percent	Valid Percent	Cumulative Percent
Valid	Disagree	2	5.4	5.4	5.4
	Neutral	10	27.0	27.0	32.4
	Agree	11	29.7	29.7	62.2
	Strongly Agree	14	37.8	37.8	100.0
	Total	37	100.0	100.0	

### Equal opportunities for all staff is provided

Disagree  
 Neutral  
 Agree  
 Strongly Agree



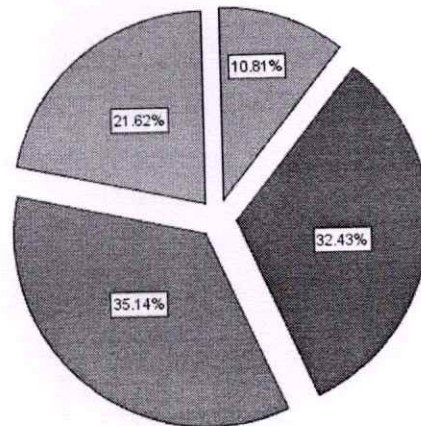


**Rest rooms, toilets, laboratory, playground, classrooms are clean and well maintained**

		Frequency	Percent	Valid Percent	Cumulative Percent
Valid	Disagree	4	10.8	10.8	10.8
	Neutral	12	32.4	32.4	43.2
	Agree	13	35.1	35.1	78.4
	Strongly Agree	8	21.6	21.6	100.0
	Total	37	100.0	100.0	

**Rest rooms, toilets, laboratory, playground, classrooms are clean and well maintained**

- Disagree
- Neutral
- Agree
- Strongly Agree

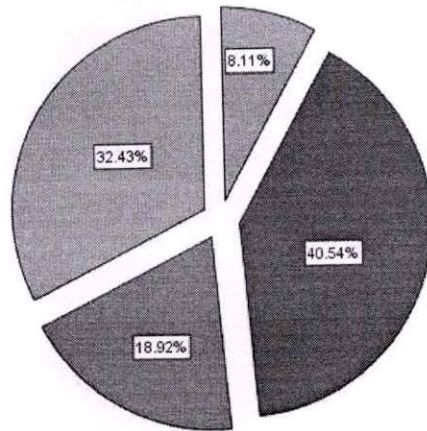


### Clean drinking water is available

		Frequency	Percent	Valid Percent	Cumulative Percent
Valid	Disagree	3	8.1	8.1	8.1
	Neutral	15	40.5	40.5	48.6
	Agree	7	18.9	18.9	67.6
	Strongly Agree	12	32.4	32.4	100.0
	Total	37	100.0	100.0	

### Clean drinking water is available

- Disagree
- Neutral
- Agree
- Strongly Agree

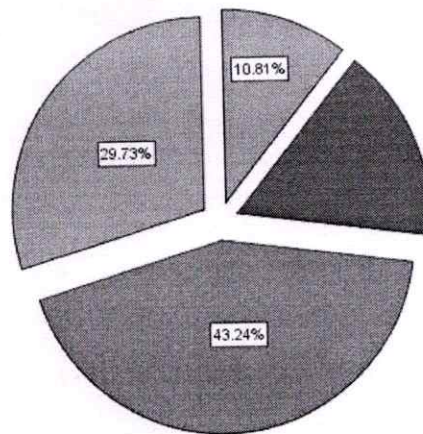


**Laboratory requirements including equipments, chemicals and specimens are regularly provided**

		Frequency	Percent	Valid Percent	Cumulative Percent
Valid	Disagree	4	10.8	10.8	10.8
	Neutral	6	16.2	16.2	27.0
	Agree	16	43.2	43.2	70.3
	Strongly Agree	11	29.7	29.7	100.0
Total		37	100.0	100.0	

**Laboratory requirements including equipments, chemicals and specimens are regularly provided**

- Disagree
- Neutral
- Agree
- Strongly Agree

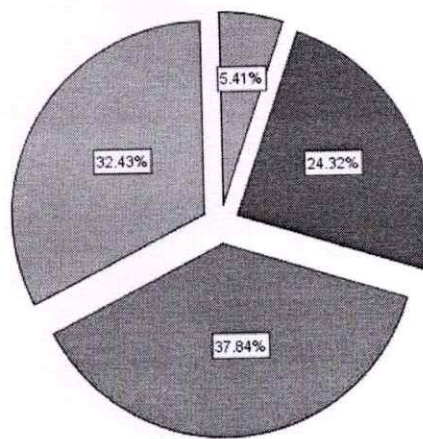


**Computer facilities are made available for ICT based teaching to students**

		Frequency	Percent	Valid Percent	Cumulative Percent
Valid	Disagree	2	5.4	5.4	5.4
	Neutral	9	24.3	24.3	29.7
	Agree	14	37.8	37.8	67.6
	Strongly Agree	12	32.4	32.4	100.0
	Total	37	100.0	100.0	

**Computer facilities are made available for ICT based teaching to students**

- Disagree
- Neutral
- Agree
- Strongly Agree

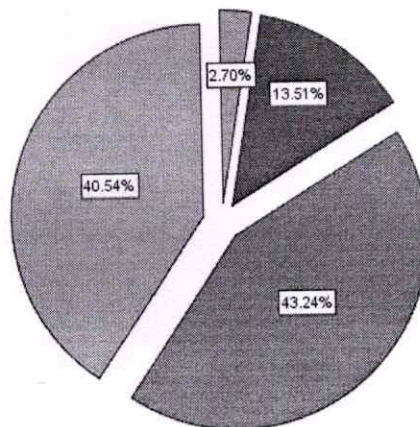


**Good facility and encouragement to the teachers for their research**

		Frequency	Percent	Valid Percent	Cumulative Percent
Valid	Disagree	1	2.7	2.7	2.7
	Neutral	5	13.5	13.5	16.2
	Agree	16	43.2	43.2	59.5
	Strongly Agree	15	40.5	40.5	100.0
	Total	37	100.0	100.0	

**Good facility and encouragement to the teachers for their research**

- Disagree
- Neutral
- Agree
- Strongly Agree

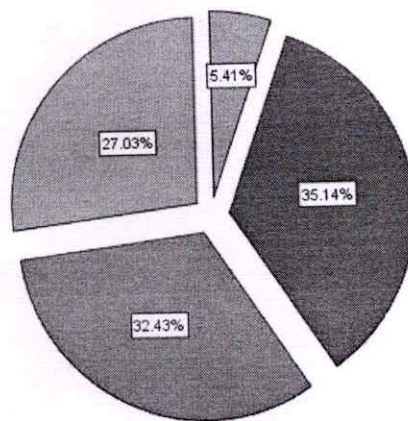


**College pays attention to conservation of environment and has taken initiative on implementing waste management practices**

		Frequency	Percent	Valid Percent	Cumulative Percent
Valid	Disagree	2	5.4	5.4	5.4
	Neutral	13	35.1	35.1	40.5
	Agree	12	32.4	32.4	73.0
	Strongly Agree	10	27.0	27.0	100.0
	Total	37	100.0	100.0	

**College pays attention to conservation of environment and has taken initiative on implementing waste management practices**

- Disagree
- Neutral
- Agree
- Strongly Agree

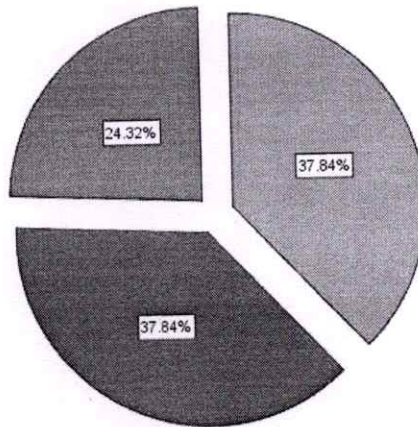


### Authorities are approachable and accessible

		Frequency	Percent	Valid Percent	Cumulative Percent
Valid	Neutral	14	37.8	37.8	37.8
	Agree	14	37.8	37.8	75.7
	Strongly Agree	9	24.3	24.3	100.0
Total		37	100.0	100.0	

### Authorities are approachable and accessible

- Neutral
- Agree
- Strongly Agree

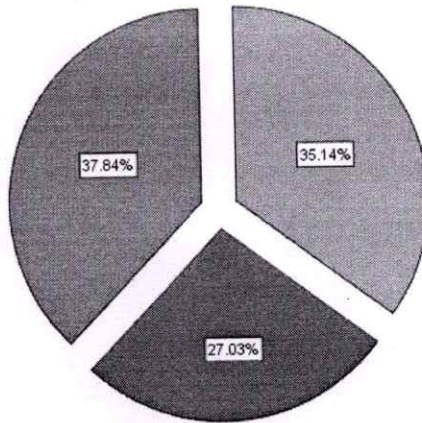


**There is a mechanism for feedback, review and performance enhancement for the staff**

		Frequency	Percent	Valid Percent	Cumulative Percent
Valid	Neutral	13	35.1	35.1	35.1
	Agree	10	27.0	27.0	62.2
	Strongly Agree	14	37.8	37.8	100.0
Total		37	100.0	100.0	

**There is a mechanism for feedback, review and performance enhancement for the staff**

- Neutral
- Agree
- Strongly Agree



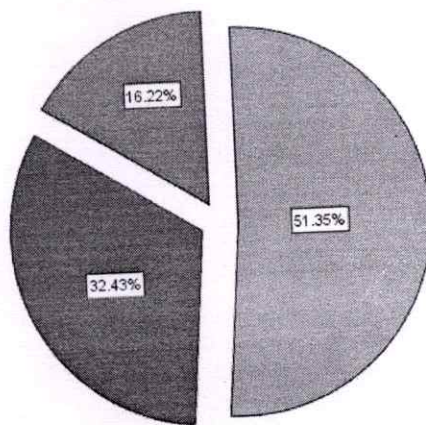


**There is a recognition/ Incentive/ Appreciation of the individual work is given**

	Frequency	Percent	Valid Percent	Cumulative Percent
Valid Neutral	19	51.4	51.4	51.4
Agree	12	32.4	32.4	83.8
Strongly Agree	6	16.2	16.2	100.0
Total	37	100.0	100.0	

**There is a recognition/ Incentive/ Appreciation of the individual work is given**

- Neutral
- Agree
- Strongly Agree

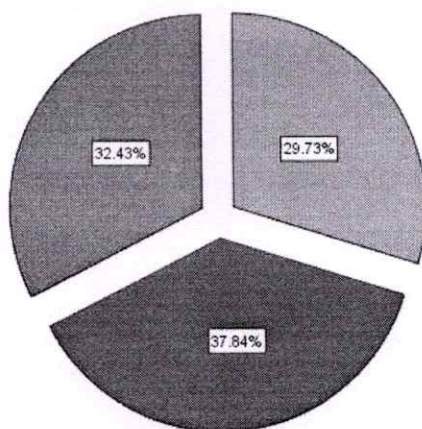


### Sufficient Resources in the Library

		Frequency	Percent	Valid Percent	Cumulative Percent
Valid	Neutral	11	29.7	29.7	29.7
	Agree	14	37.8	37.8	67.6
	Strongly Agree	12	32.4	32.4	100.0
Total		37	100.0	100.0	

### Sufficient Resources in the Library

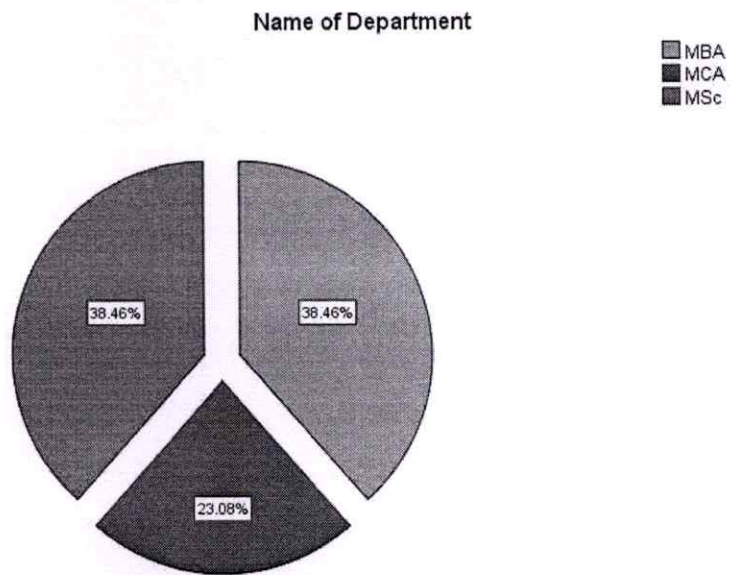
Neutral  
 Agree  
 Strongly Agree



**Fr. Dr. CHERIAN J KOTTAYIL**  
**PRINCIPAL**  
 Mar Athanasios College For Advanced Studies  
 Tiruvalla- 689101, Kerala

## Teachers- Feedback Analysis 16-17

		Name of Department			Cumulative
		Frequency	Percent	Valid Percent	Percent
Valid	MBA	15	38.5	38.5	38.5
	MCA	9	23.1	23.1	61.5
	MSc	15	38.5	38.5	100.0
Total		39	100.0	100.0	

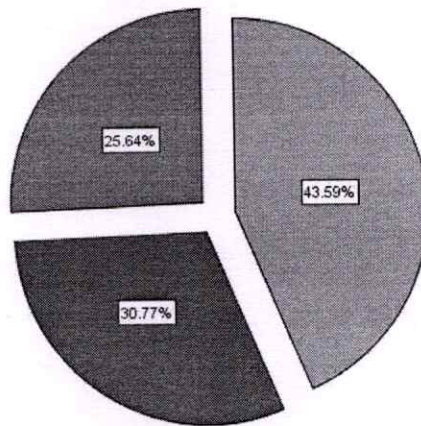


**The Vision, philosophy & objectives of the College are known**

		Frequency	Percent	Valid Percent	Cumulative Percent
Valid	Neutral	17	43.6	43.6	43.6
	Agree	12	30.8	30.8	74.4
	Strongly Agree	10	25.6	25.6	100.0
	Total	39	100.0	100.0	

**The Vision, philosophy & objectives of the College are known**

- Neutral
- Agree
- Strongly Agree

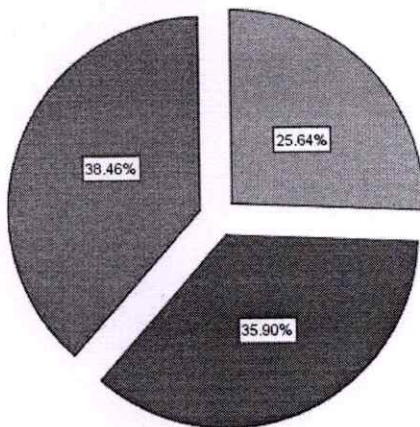


**Aims and objectives of the Programme are well defined and clear to teachers and students.**

		Frequency	Percent	Valid Percent	Cumulative Percent
Valid	Neutral	10	25.6	25.6	25.6
	Agree	14	35.9	35.9	61.5
	Strongly Agree	15	38.5	38.5	100.0
	Total	39	100.0	100.0	

**Aims and objectives of the Programme are well defined and clear to teachers and students.**

- Neutral
- Agree
- Strongly Agree

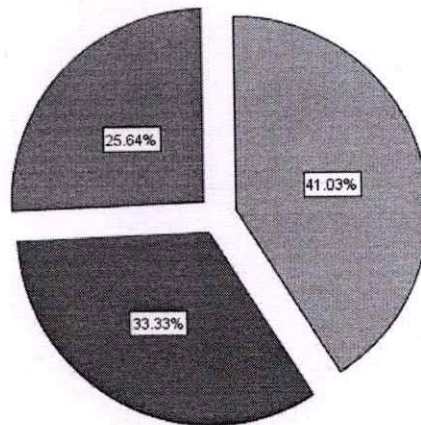


### Curriculum having good academic flexibility

		Frequency	Percent	Valid Percent	Cumulative Percent
Valid	Neutral	16	41.0	41.0	41.0
	Agree	13	33.3	33.3	74.4
	Strongly Agree	10	25.6	25.6	100.0
	Total	39	100.0	100.0	

### Curriculum having good academic flexibility

Neutral  
 Agree  
 Strongly Agree

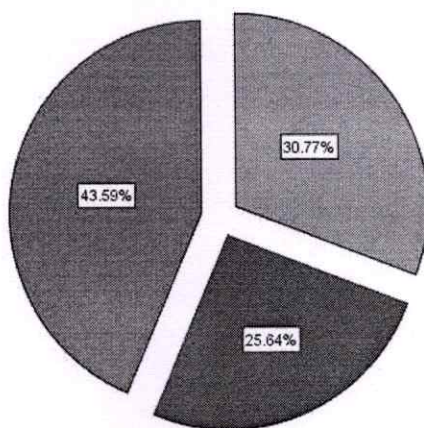


### The course content fulfils the need of students

		Frequency	Percent	Valid Percent	Cumulative Percent
Valid	Neutral	12	30.8	30.8	30.8
	Agree	10	25.6	25.6	56.4
	Strongly Agree	17	43.6	43.6	100.0
	Total	39	100.0	100.0	

### The course content fulfils the need of students

Neutral  
 Agree  
 Strongly Agree

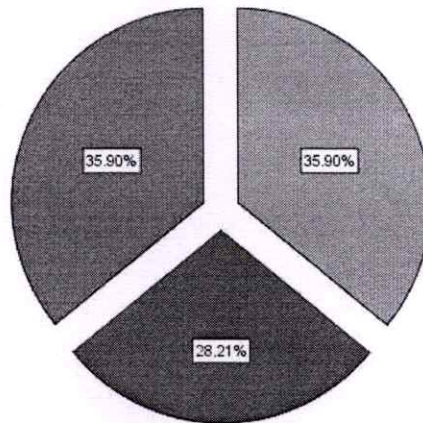


### Need to fully review the syllabus

		Frequency	Percent	Valid Percent	Cumulative Percent
Valid	Neutral	14	35.9	35.9	35.9
	Agree	11	28.2	28.2	64.1
	Strongly Agree	14	35.9	35.9	100.0
Total		39	100.0	100.0	

### Need to fully review the syllabus

- Neutral
- Agree
- Strongly Agree



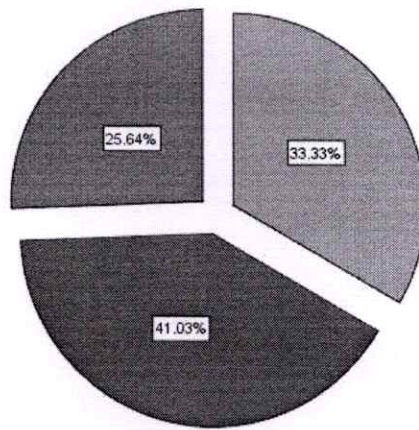


**Students are disciplined and respect the Staff members**

		Frequency	Percent	Valid Percent	Cumulative Percent
Valid	Neutral	13	33.3	33.3	33.3
	Agree	16	41.0	41.0	74.4
	Strongly Agree	10	25.6	25.6	100.0
	Total	39	100.0	100.0	

**Students are disciplined and respect the Staff members**

- Neutral
- Agree
- Strongly Agree

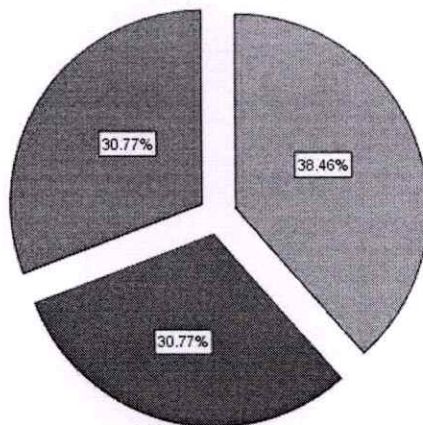


**College provides opportunities for continuous development of Staff**

		Frequency	Percent	Valid Percent	Cumulative Percent
Valid	Neutral	15	38.5	38.5	38.5
	Agree	12	30.8	30.8	69.2
	Strongly Agree	12	30.8	30.8	100.0
	Total	39	100.0	100.0	

**College provides opportunities for continuous development of Staff**

- Neutral
- Agree
- Strongly Agree



### Equal opportunities for all staff is provided

		Frequency	Percent	Valid Percent	Cumulative Percent
Valid	Neutral	13	33.3	33.3	33.3
	Agree	14	35.9	35.9	69.2
	Strongly Agree	12	30.8	30.8	100.0
	Total	39	100.0	100.0	

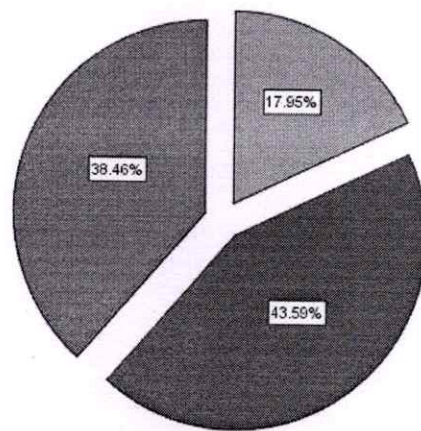


**Rest rooms, toilets, laboratory, playground, classrooms are clean and well maintained**

		Frequency	Percent	Valid Percent	Cumulative Percent
Valid	Neutral	7	17.9	17.9	17.9
	Agree	17	43.6	43.6	61.5
	Strongly Agree	15	38.5	38.5	100.0
	Total	39	100.0	100.0	

**Rest rooms, toilets, laboratory, playground, classrooms are clean and well maintained**

- Neutral
- Agree
- Strongly Agree

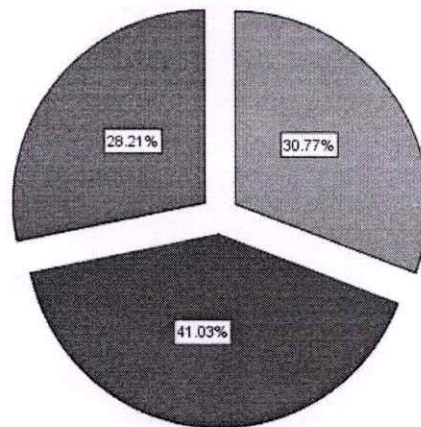


**Clean drinking water is available**

		Frequency	Percent	Valid Percent	Cumulative Percent
Valid	Neutral	12	30.8	30.8	30.8
	Agree	16	41.0	41.0	71.8
	Strongly Agree	11	28.2	28.2	100.0
Total		39	100.0	100.0	

**Clean drinking water is available**

- Neutral
- Agree
- Strongly Agree

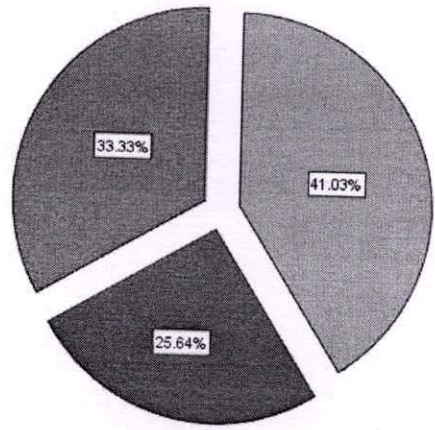


**Laboratory requirements including equipments, chemicals and specimens are regularly provided**

		Frequency	Percent	Valid Percent	Cumulative Percent
Valid	Neutral	16	41.0	41.0	41.0
	Agree	10	25.6	25.6	66.7
	Strongly Agree	13	33.3	33.3	100.0
Total		39	100.0	100.0	

**Laboratory requirements including equipments, chemicals and specimens are regularly provided**

- Neutral
- Agree
- Strongly Agree

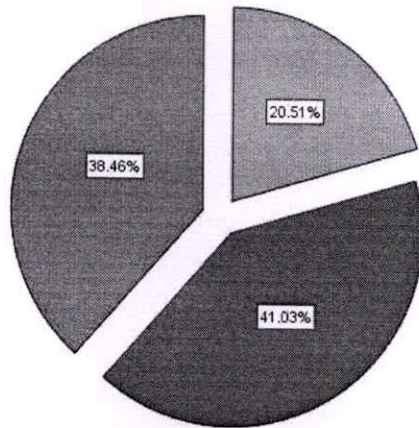


**Computer facilities are made available for ICT based teaching to students**

		Frequency	Percent	Valid Percent	Cumulative Percent
Valid	Neutral	8	20.5	20.5	20.5
	Agree	16	41.0	41.0	61.5
	Strongly Agree	15	38.5	38.5	100.0
	Total	39	100.0	100.0	

**Computer facilities are made available for ICT based teaching to students**

- Neutral
- Agree
- Strongly Agree

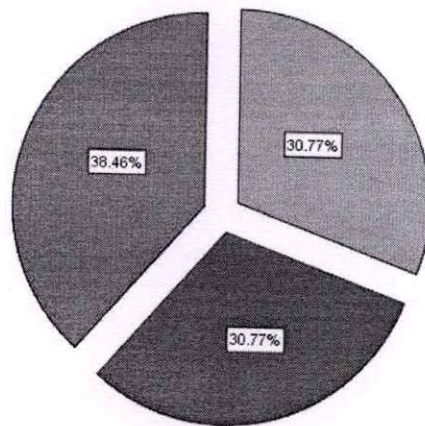


**Good facility and encouragement to the teachers for their research**

		Frequency	Percent	Valid Percent	Cumulative Percent
Valid	Neutral	12	30.8	30.8	30.8
	Agree	12	30.8	30.8	61.5
	Strongly Agree	15	38.5	38.5	100.0
	Total	39	100.0	100.0	

**Good facility and encouragement to the teachers for their research**

- Neutral
- Agree
- Strongly Agree



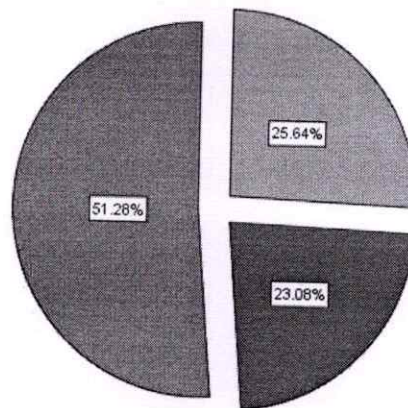


**College pays attention to conservation of environment and has taken initiative on implementing waste management practices**

		Frequency	Percent	Valid Percent	Cumulative Percent
Valid	Neutral	10	25.6	25.6	25.6
	Agree	9	23.1	23.1	48.7
	Strongly Agree	20	51.3	51.3	100.0
	Total	39	100.0	100.0	

**College pays attention to conservation of environment and has taken initiative on implementing waste management practices**

- Neutral
- Agree
- Strongly Agree

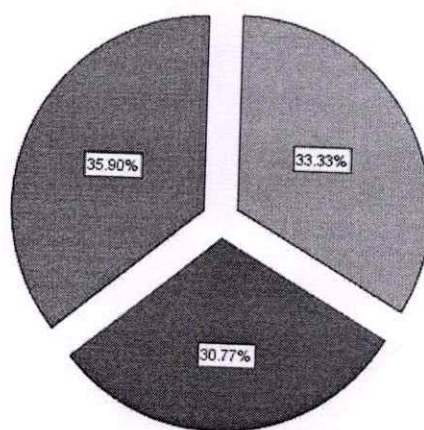


**Authorities are approachable and accessible**

		Frequency	Percent	Valid Percent	Cumulative Percent
Valid	Neutral	13	33.3	33.3	33.3
	Agree	12	30.8	30.8	64.1
	Strongly Agree	14	35.9	35.9	100.0
Total		39	100.0	100.0	

**Authorities are approachable and accessible**

Neutral  
 Agree  
 Strongly Agree

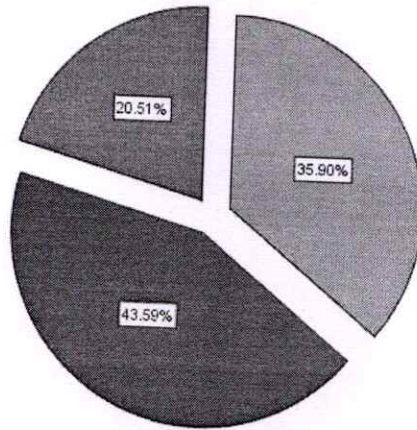


**There is a mechanism for feedback, review and performance enhancement for the staff**

		Frequency	Percent	Valid Percent	Cumulative Percent
Valid	Neutral	14	35.9	35.9	35.9
	Agree	17	43.6	43.6	79.5
	Strongly Agree	8	20.5	20.5	100.0
	Total	39	100.0	100.0	

**There is a mechanism for feedback, review and performance enhancement for the staff**

- Neutral
- Agree
- Strongly Agree

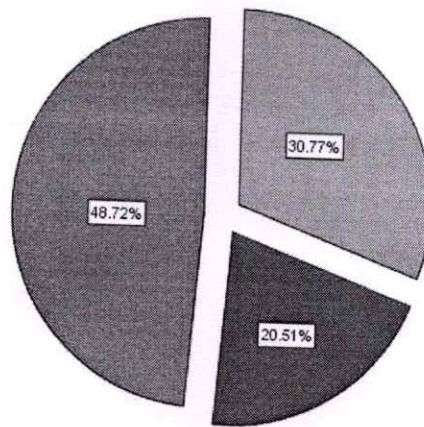


**There is a recognition/ Incentive/ Appreciation of the individual work is given**

		Frequency	Percent	Valid Percent	Cumulative Percent
Valid	Neutral	12	30.8	30.8	30.8
	Agree	8	20.5	20.5	51.3
	Strongly Agree	19	48.7	48.7	100.0
	Total	39	100.0	100.0	

**There is a recognition/ Incentive/ Appreciation of the individual work is given**

Neutral  
 Agree  
 Strongly Agree

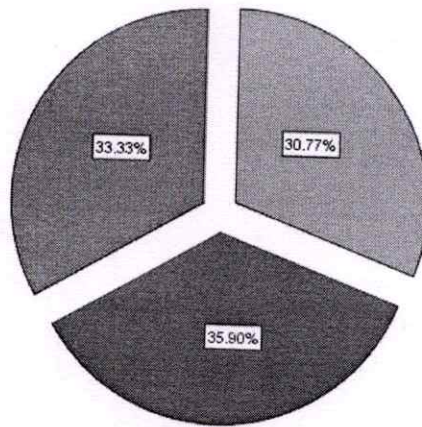


### Sufficient Resources in the Library

		Frequency	Percent	Valid Percent	Cumulative Percent
Valid	Neutral	12	30.8	30.8	30.8
	Agree	14	35.9	35.9	66.7
	Strongly Agree	13	33.3	33.3	100.0
	Total	39	100.0	100.0	

### Sufficient Resources in the Library

Neutral  
 Agree  
 Strongly Agree



  
**Fr. Dr. CHERIAN J KOTTAYIL**  
 PRINCIPAL  
 Mar Athanasios College For Advanced Studies  
 Tiruvalla- 689101, Kerala