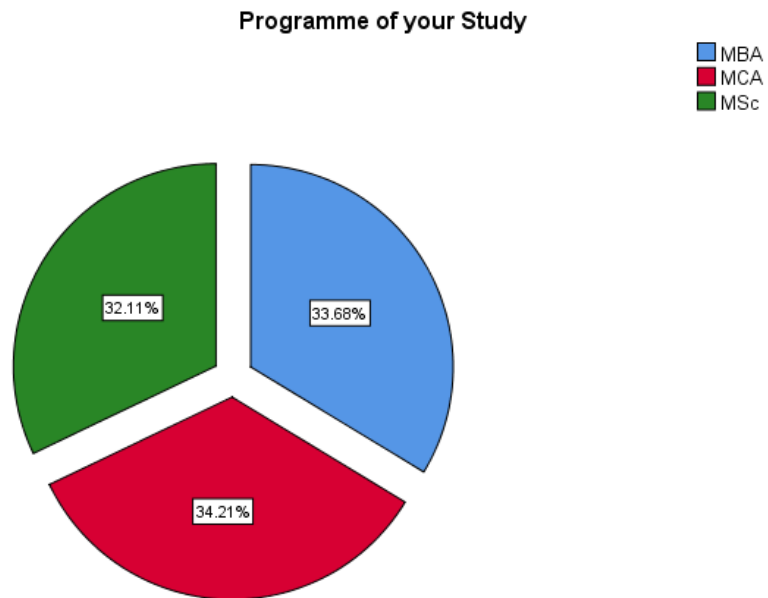


Alumni- Feedback Analysis 2016-17

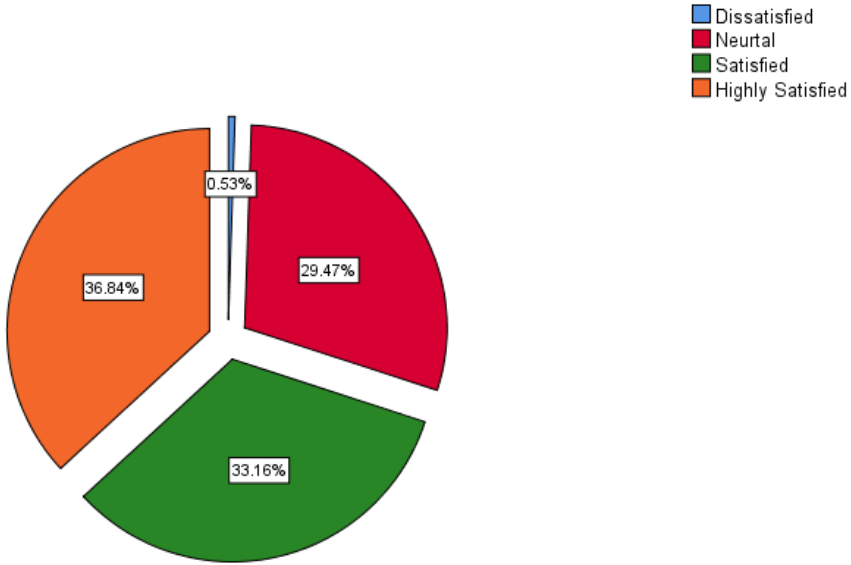
		Programme of your Study			Cumulative
		Frequency	Percent	Valid Percent	Percent
Valid	MBA	64	33.7	33.7	33.7
	MCA	65	34.2	34.2	67.9
	MSc	61	32.1	32.1	100.0
Total		190	100.0	100.0	



Commitment of the Teachers

		Frequency	Percent	Valid Percent	Cumulative Percent
Valid	Dissatisfied	1	.5	.5	.5
	Neutral	56	29.5	29.5	30.0
	Satisfied	63	33.2	33.2	63.2
	Highly Satisfied	70	36.8	36.8	100.0
	Total	190	100.0	100.0	

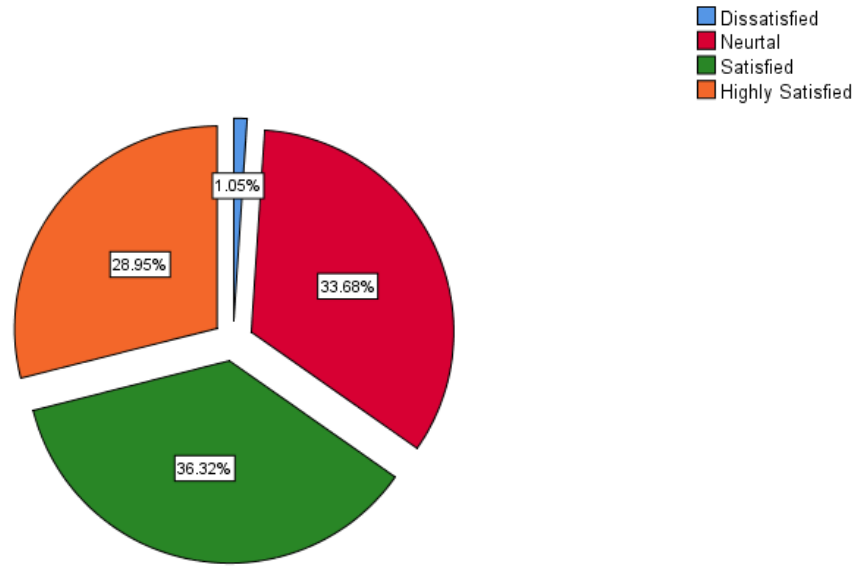
Commitment of the Teachers



General Infrastructure of the Campus

		Frequency	Percent	Valid Percent	Cumulative Percent
Valid	Dissatisfied	2	1.1	1.1	1.1
	Neutral	64	33.7	33.7	34.7
	Satisfied	69	36.3	36.3	71.1
	Highly Satisfied	55	28.9	28.9	100.0
	Total	190	100.0	100.0	

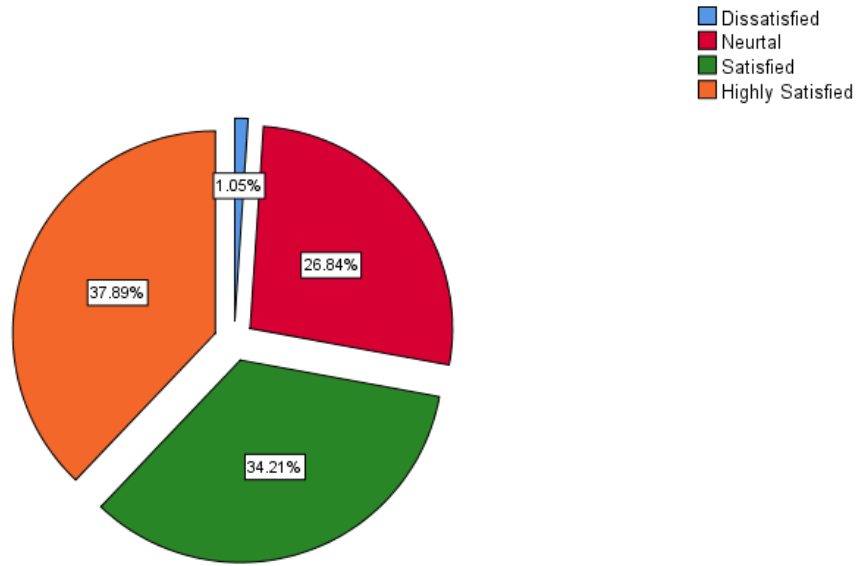
General Infrastructure of the Campus



Student-Teacher relationship on the campus

		Frequency	Percent	Valid Percent	Cumulative Percent
Valid	Dissatisfied	2	1.1	1.1	1.1
	Neutral	51	26.8	26.8	27.9
	Satisfied	65	34.2	34.2	62.1
	Highly Satisfied	72	37.9	37.9	100.0
	Total	190	100.0	100.0	

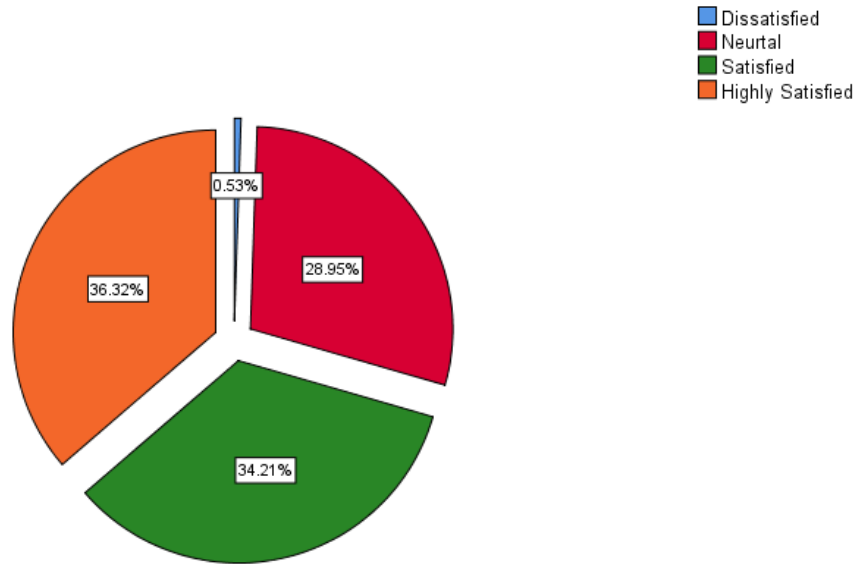
Student-Teacher relationship on the campus



Extra-curricular activities in the campus

		Frequency	Percent	Valid Percent	Cumulative Percent
Valid	Dissatisfied	1	.5	.5	.5
	Neutral	55	28.9	28.9	29.5
	Satisfied	65	34.2	34.2	63.7
	Highly Satisfied	69	36.3	36.3	100.0
	Total	190	100.0	100.0	

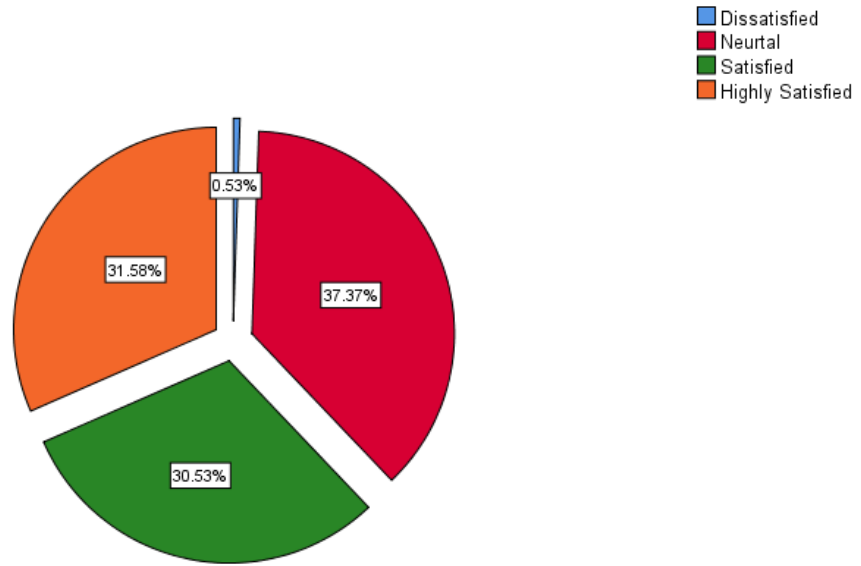
Extra-curricular activities in the campus



Developing a greater interest in your subject

		Frequency	Percent	Valid Percent	Cumulative Percent
Valid	Dissatisfied	1	.5	.5	.5
	Neutral	71	37.4	37.4	37.9
	Satisfied	58	30.5	30.5	68.4
	Highly Satisfied	60	31.6	31.6	100.0
	Total	190	100.0	100.0	

Developing a greater interest in your subject

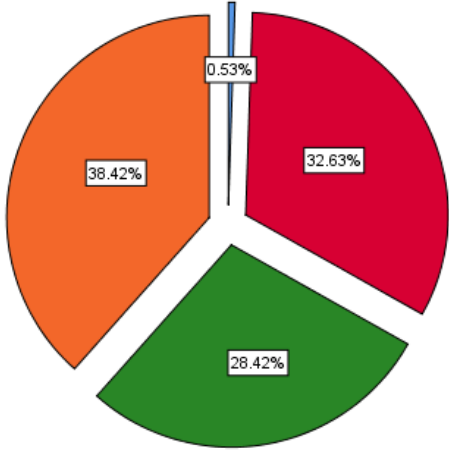


Helping you to get a job and/or improving your career prospects

		Frequency	Percent	Valid Percent	Cumulative Percent
Valid	Dissatisfied	1	.5	.5	.5
	Neutral	62	32.6	32.6	33.2
	Satisfied	54	28.4	28.4	61.6
	Highly Satisfied	73	38.4	38.4	100.0
	Total	190	100.0	100.0	

Helping you to get a job and/or improving your career prospects

- Dissatisfied
- Neutral
- Satisfied
- Highly Satisfied

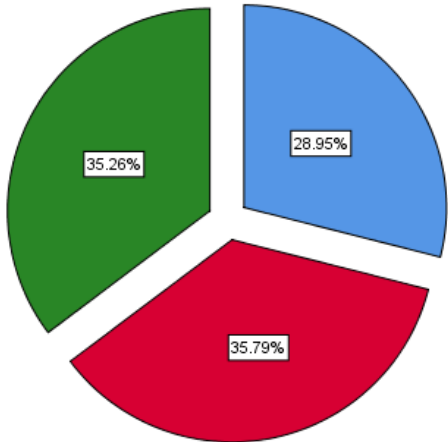


Developing your Social Skills

		Frequency	Percent	Valid Percent	Cumulative Percent
Valid	Neutral	55	28.9	28.9	28.9
	Satisfied	68	35.8	35.8	64.7
	Highly Satisfied	67	35.3	35.3	100.0
Total		190	100.0	100.0	

Developing your Social Skills

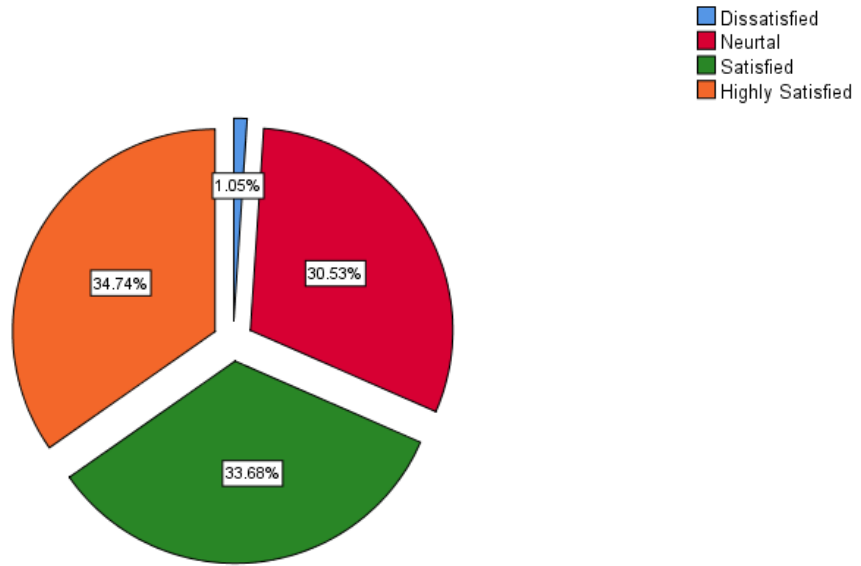
- Neutral
- Satisfied
- Highly Satisfied



Developing your Self Confidence

		Frequency	Percent	Valid Percent	Cumulative Percent
Valid	Dissatisfied	2	1.1	1.1	1.1
	Neutral	58	30.5	30.5	31.6
	Satisfied	64	33.7	33.7	65.3
	Highly Satisfied	66	34.7	34.7	100.0
	Total	190	100.0	100.0	

Developing your Self Confidence

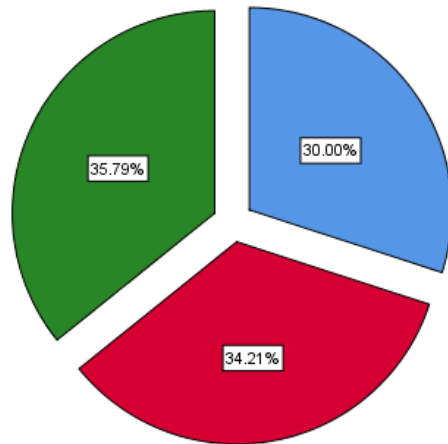


Developing your Social Consciousness

		Frequency	Percent	Valid Percent	Cumulative Percent
Valid	Neutral	57	30.0	30.0	30.0
	Satisfied	65	34.2	34.2	64.2
	Highly Satisfied	68	35.8	35.8	100.0
	Total	190	100.0	100.0	

Developing your Social Consciousness

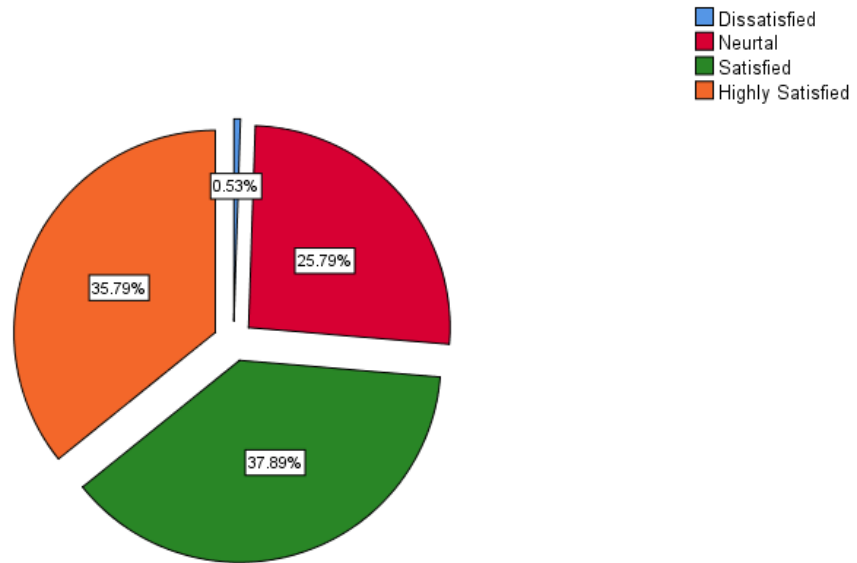
- Neutral
- Satisfied
- Highly Satisfied



Library resources

		Frequency	Percent	Valid Percent	Cumulative Percent
Valid	Dissatisfied	1	.5	.5	.5
	Neutral	49	25.8	25.8	26.3
	Satisfied	72	37.9	37.9	64.2
	Highly Satisfied	68	35.8	35.8	100.0
	Total	190	100.0	100.0	

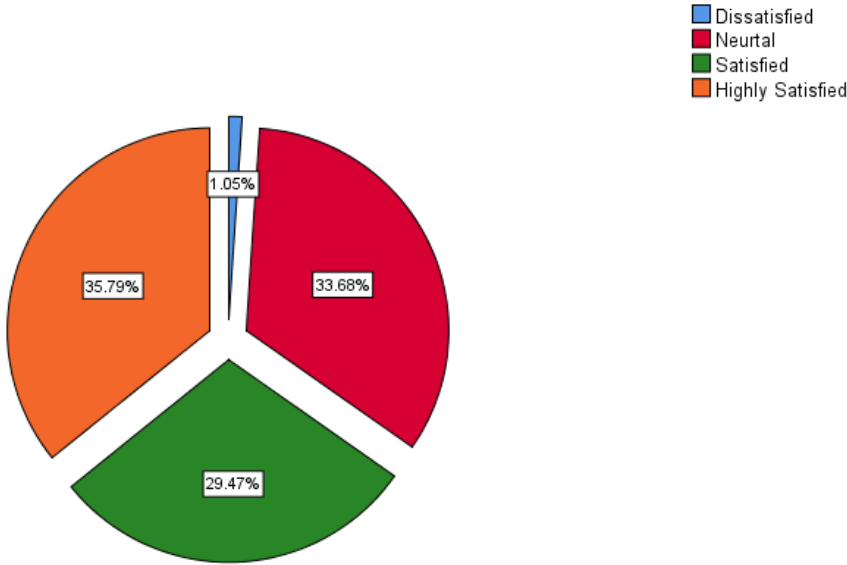
Library resources



Training & Placement

		Frequency	Percent	Valid Percent	Cumulative Percent
Valid	Dissatisfied	2	1.1	1.1	1.1
	Neutral	64	33.7	33.7	34.7
	Satisfied	56	29.5	29.5	64.2
	Highly Satisfied	68	35.8	35.8	100.0
	Total	190	100.0	100.0	

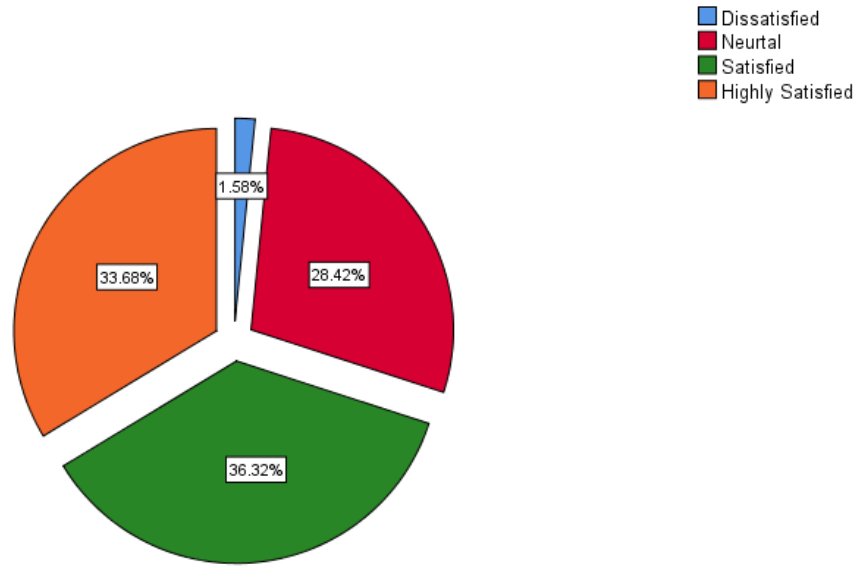
Training & Placement



Overall rating of academic programs

		Frequency	Percent	Valid Percent	Cumulative Percent
Valid	Dissatisfied	3	1.6	1.6	1.6
	Neutral	54	28.4	28.4	30.0
	Satisfied	69	36.3	36.3	66.3
	Highly Satisfied	64	33.7	33.7	100.0
	Total	190	100.0	100.0	

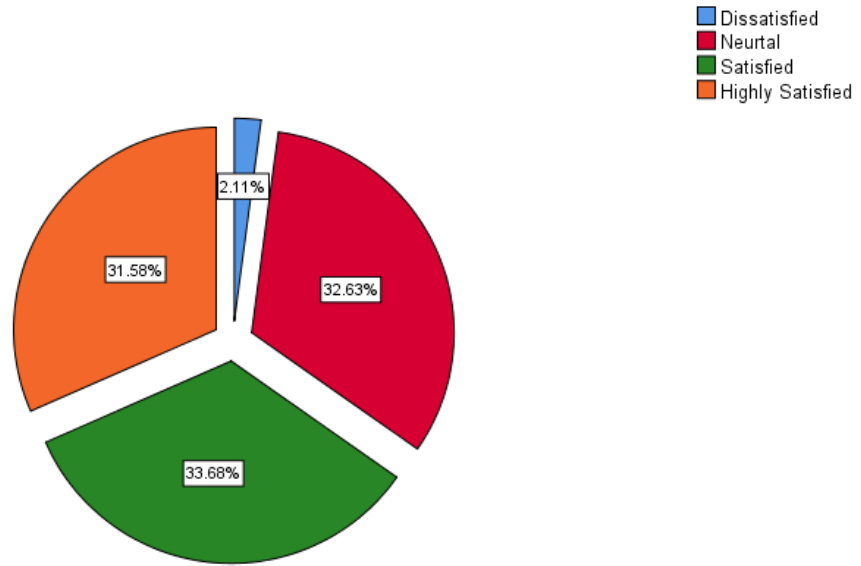
Overall rating of academic programs



Course of study and its relevance to the real life application

		Frequency	Percent	Valid Percent	Cumulative Percent
Valid	Dissatisfied	4	2.1	2.1	2.1
	Neutral	62	32.6	32.6	34.7
	Satisfied	64	33.7	33.7	68.4
	Highly Satisfied	60	31.6	31.6	100.0
	Total	190	100.0	100.0	

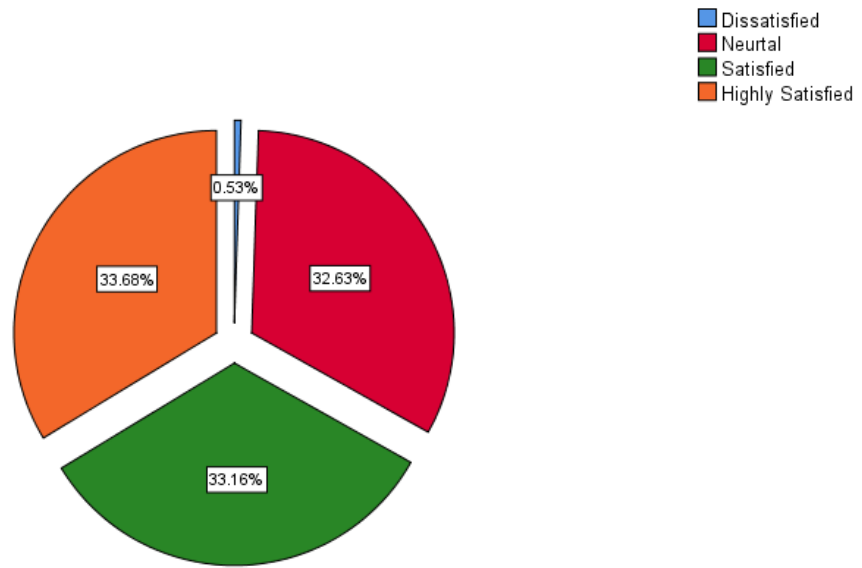
Course of study and its relevance to the real life application



Relevance of curriculum in your Job

		Frequency	Percent	Valid Percent	Cumulative Percent
Valid	Dissatisfied	1	.5	.5	.5
	Neutral	62	32.6	32.6	33.2
	Satisfied	63	33.2	33.2	66.3
	Highly Satisfied	64	33.7	33.7	100.0
	Total	190	100.0	100.0	

Relevance of curriculum in your Job

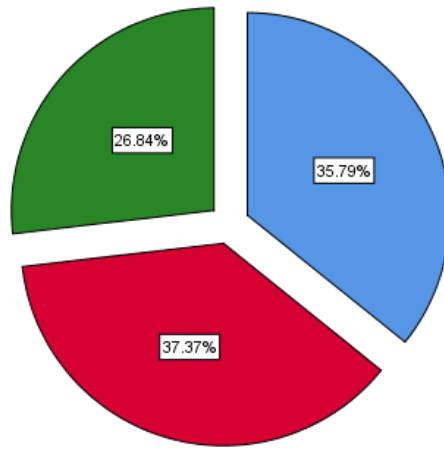


Special Training Classes for bridging Industry/Academic gap

		Frequency	Percent	Valid Percent	Cumulative Percent
Valid	Neutral	68	35.8	35.8	35.8
	Satisfied	71	37.4	37.4	73.2
	Highly Satisfied	51	26.8	26.8	100.0
	Total	190	100.0	100.0	

Special Training Classes for bridging Industry/Academic gap

■ Neutral
■ Satisfied
■ Highly Satisfied



Overall Satisfaction Level

Statistics

		Mean
N	Valid	190
Mean		3.18
Std. Deviation		.113

MINUTES OF HOD MEETING

13th JUNE, 2017

Held on

Venue: BOARD ROOM

TIME: 1:30^{PM}

↳ Upcoming

* District Employment Exchange job fair - date postponed to 22nd July, 2017

* Srirom Transport Finance campus drive for the post of Management Trainee - on 20th June 2017

* Marine Hydrocolloids shared the requirement of food technologist - so forwarded the resumes of the students.

To make the placement activities more effective it was decided to have a Placement coordinator from each department to facilitate easy communication between

15. Mr. Stephen James
16. Ms. Ann Thomas
17. Sr. Lily O.S.S
18. Mr. Nathan Matthews James
19. Ms. Pintu Joseph
20. Ms. Rani Susanommen

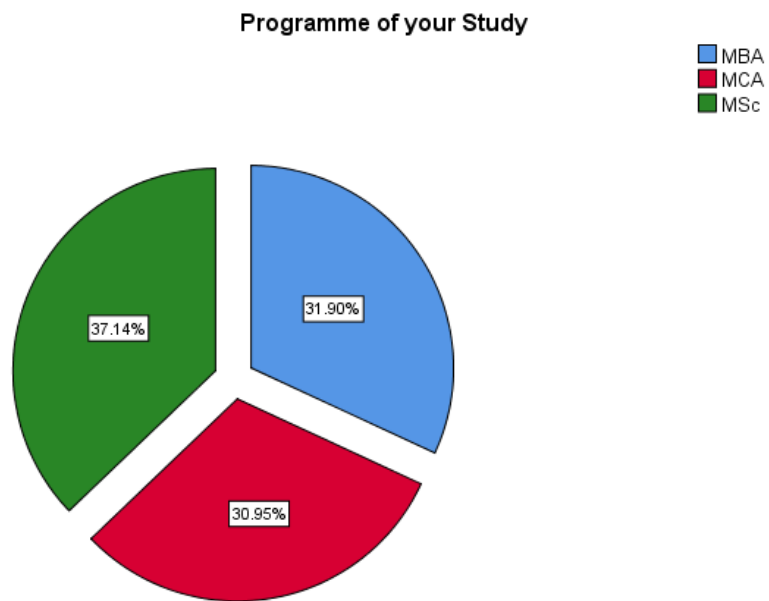
[Handwritten signatures and initials corresponding to the list above]

placement department and students. There was also a discussion to provide appropriate trainings to students prior to any recruitment drives.

Alumni- Feedback Analysis 2017-18

Programme of your Study

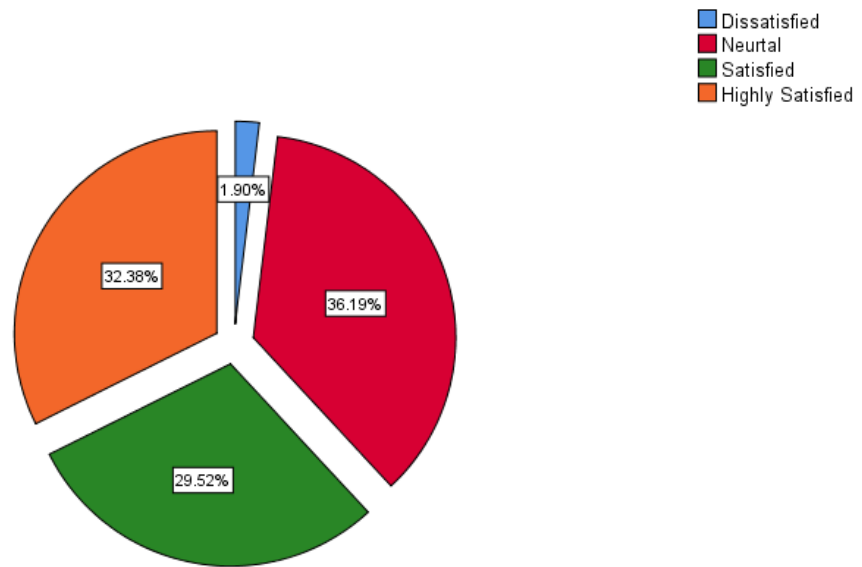
		Frequency	Percent	Valid Percent	Cumulative Percent
Valid	MBA	67	31.9	31.9	31.9
	MCA	65	31.0	31.0	62.9
	MSc	78	37.1	37.1	100.0
Total		210	100.0	100.0	



Commitment of the Teachers

		Frequency	Percent	Valid Percent	Cumulative Percent
Valid	Dissatisfied	4	1.9	1.9	1.9
	Neutral	76	36.2	36.2	38.1
	Satisfied	62	29.5	29.5	67.6
	Highly Satisfied	68	32.4	32.4	100.0
	Total	210	100.0	100.0	

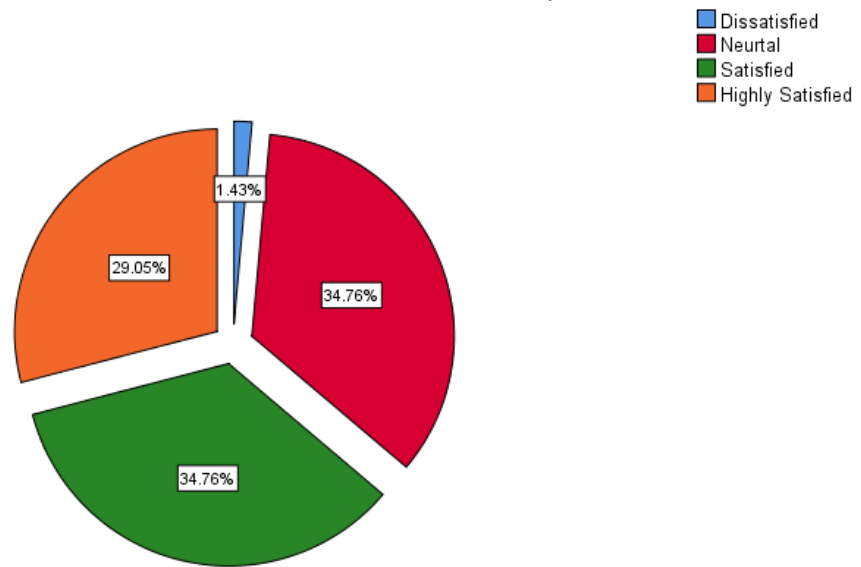
Commitment of the Teachers



General Infrastructure of the Campus

		Frequency	Percent	Valid Percent	Cumulative Percent
Valid	Dissatisfied	3	1.4	1.4	1.4
	Neutral	73	34.8	34.8	36.2
	Satisfied	73	34.8	34.8	71.0
	Highly Satisfied	61	29.0	29.0	100.0
	Total	210	100.0	100.0	

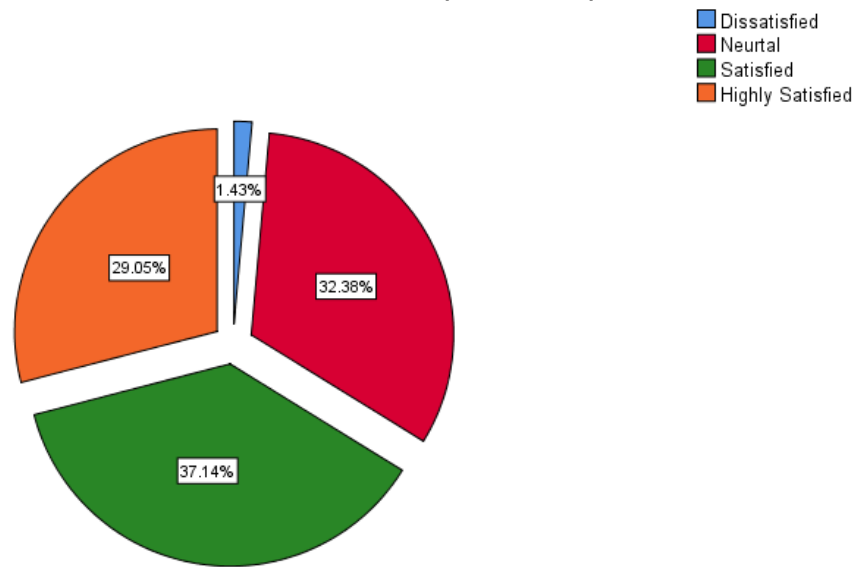
General Infrastructure of the Campus



Student-Teacher relationship on the campus

		Frequency	Percent	Valid Percent	Cumulative Percent
Valid	Dissatisfied	3	1.4	1.4	1.4
	Neutral	68	32.4	32.4	33.8
	Satisfied	78	37.1	37.1	71.0
	Highly Satisfied	61	29.0	29.0	100.0
	Total	210	100.0	100.0	

Student-Teacher relationship on the campus

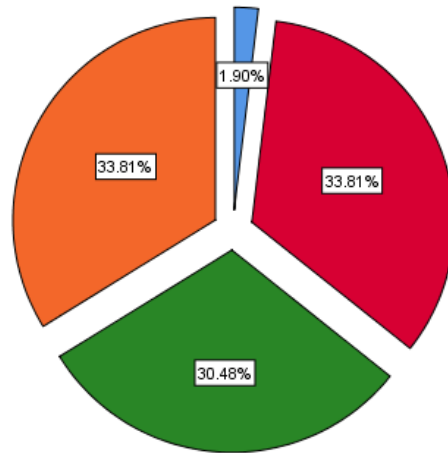


Extra-curricular activities in the campus

		Frequency	Percent	Valid Percent	Cumulative Percent
Valid	Dissatisfied	4	1.9	1.9	1.9
	Neutral	71	33.8	33.8	35.7
	Satisfied	64	30.5	30.5	66.2
	Highly Satisfied	71	33.8	33.8	100.0
	Total	210	100.0	100.0	

Extra-curricular activities in the campus

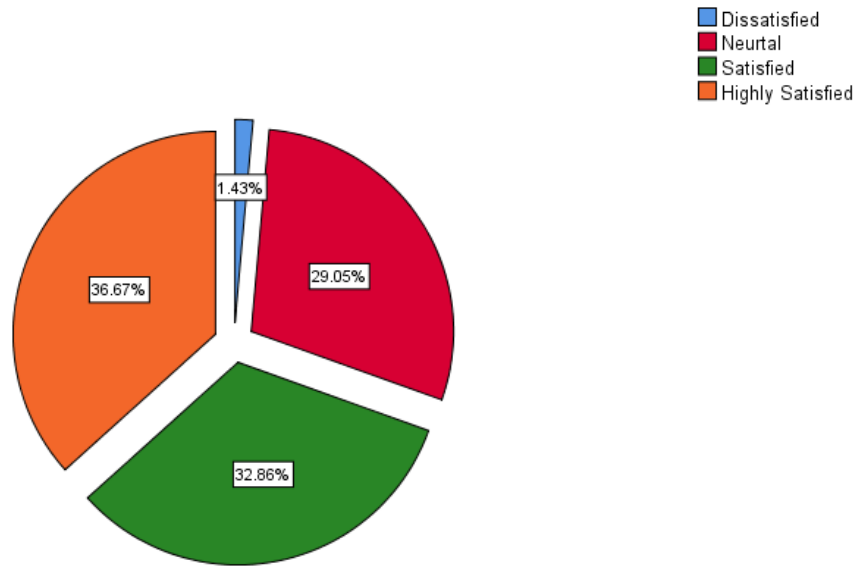
- Dissatisfied
- Neutral
- Satisfied
- Highly Satisfied



Developing a greater interest in your subject

		Frequency	Percent	Valid Percent	Cumulative Percent
Valid	Dissatisfied	3	1.4	1.4	1.4
	Neutral	61	29.0	29.0	30.5
	Satisfied	69	32.9	32.9	63.3
	Highly Satisfied	77	36.7	36.7	100.0
	Total	210	100.0	100.0	

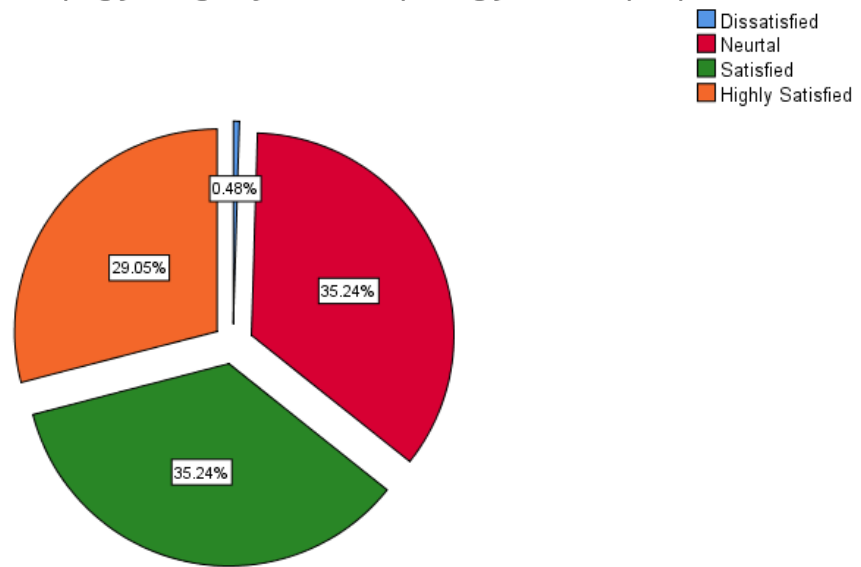
Developing a greater interest in your subject



Helping you to get a job and/or improving your career prospects

		Frequency	Percent	Valid Percent	Cumulative Percent
Valid	Dissatisfied	1	.5	.5	.5
	Neutral	74	35.2	35.2	35.7
	Satisfied	74	35.2	35.2	71.0
	Highly Satisfied	61	29.0	29.0	100.0
	Total	210	100.0	100.0	

Helping you to get a job and/or improving your career prospects

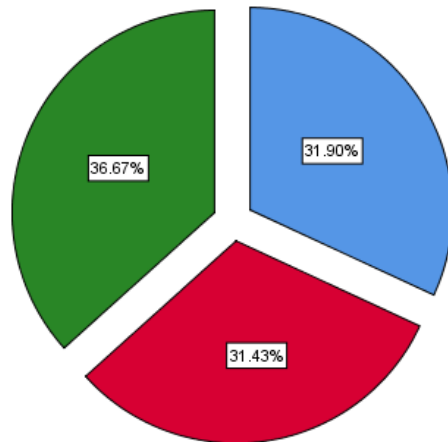


Developing your Social Skills

		Frequency	Percent	Valid Percent	Cumulative Percent
Valid	Neutral	67	31.9	31.9	31.9
	Satisfied	66	31.4	31.4	63.3
	Highly Satisfied	77	36.7	36.7	100.0
Total		210	100.0	100.0	

Developing your Social Skills

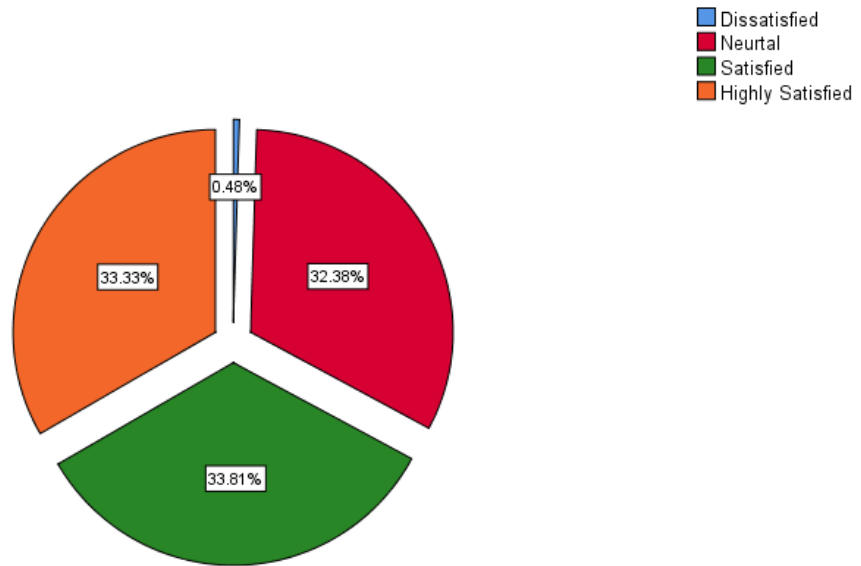
■ Neutral
■ Satisfied
■ Highly Satisfied



Developing your Self Confidence

		Frequency	Percent	Valid Percent	Cumulative Percent
Valid	Dissatisfied	1	.5	.5	.5
	Neutral	68	32.4	32.4	32.9
	Satisfied	71	33.8	33.8	66.7
	Highly Satisfied	70	33.3	33.3	100.0
	Total	210	100.0	100.0	

Developing your Self Confidence

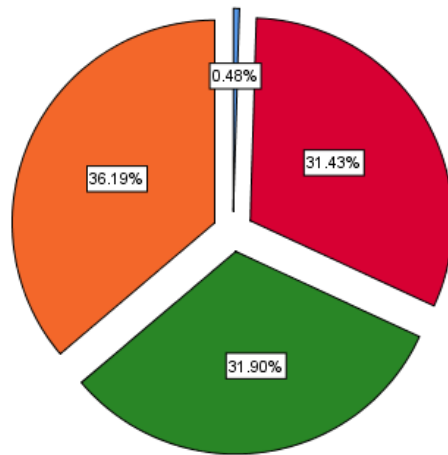


Developing your Social Consciousness

		Frequency	Percent	Valid Percent	Cumulative Percent
Valid	Dissatisfied	1	.5	.5	.5
	Neutral	66	31.4	31.4	31.9
	Satisfied	67	31.9	31.9	63.8
	Highly Satisfied	76	36.2	36.2	100.0
	Total	210	100.0	100.0	

Developing your Social Consciousness

- Dissatisfied
- Neutral
- Satisfied
- Highly Satisfied

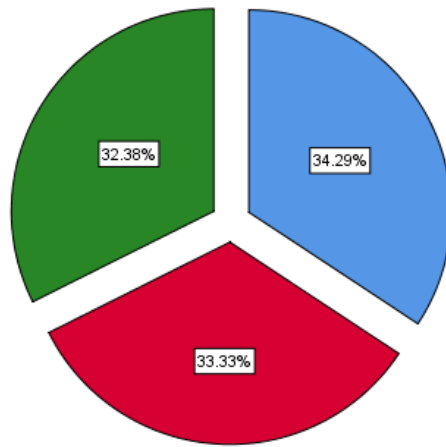


Library resources

		Frequency	Percent	Valid Percent	Cumulative Percent
Valid	Neutral	72	34.3	34.3	34.3
	Satisfied	70	33.3	33.3	67.6
	Highly Satisfied	68	32.4	32.4	100.0
	Total	210	100.0	100.0	

Library resources

- Neutral
- Satisfied
- Highly Satisfied

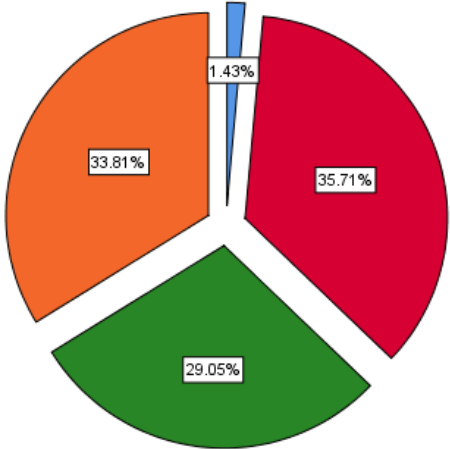


Training & Placement

		Frequency	Percent	Valid Percent	Cumulative Percent
Valid	Dissatisfied	3	1.4	1.4	1.4
	Neutral	75	35.7	35.7	37.1
	Satisfied	61	29.0	29.0	66.2
	Highly Satisfied	71	33.8	33.8	100.0
	Total	210	100.0	100.0	

Training & Placement

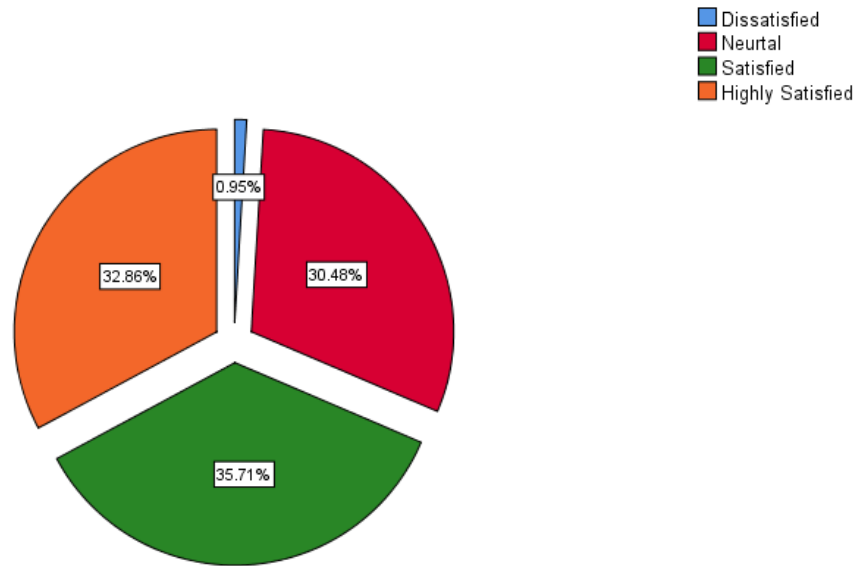
- Dissatisfied
- Neutral
- Satisfied
- Highly Satisfied



Overall rating of academic programs

		Frequency	Percent	Valid Percent	Cumulative Percent
Valid	Dissatisfied	2	1.0	1.0	1.0
	Neutral	64	30.5	30.5	31.4
	Satisfied	75	35.7	35.7	67.1
	Highly Satisfied	69	32.9	32.9	100.0
	Total	210	100.0	100.0	

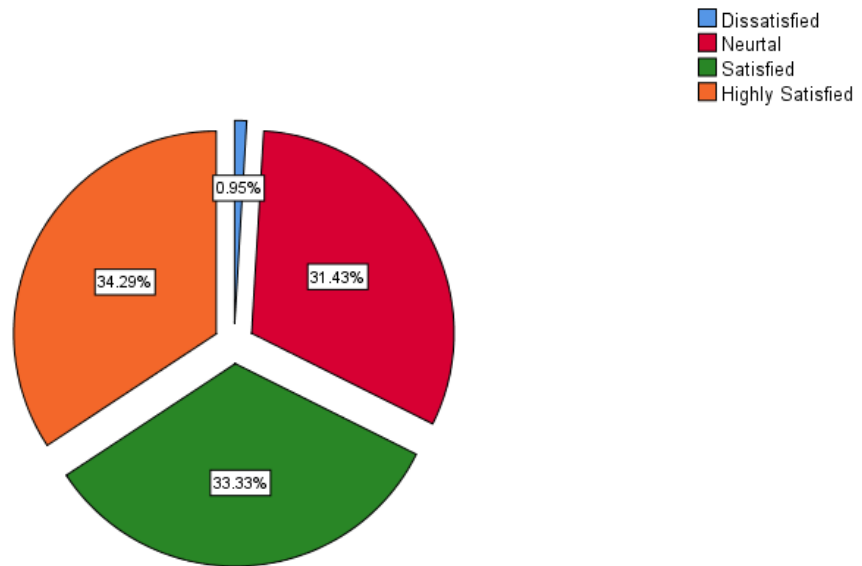
Overall rating of academic programs



Course of study and its relevance to the real life application

		Frequency	Percent	Valid Percent	Cumulative Percent
Valid	Dissatisfied	2	1.0	1.0	1.0
	Neutral	66	31.4	31.4	32.4
	Satisfied	70	33.3	33.3	65.7
	Highly Satisfied	72	34.3	34.3	100.0
	Total	210	100.0	100.0	

Course of study and its relevance to the real life application

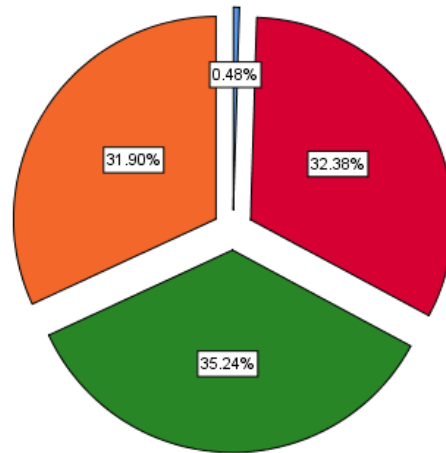


Relevance of curriculum in your Job

		Frequency	Percent	Valid Percent	Cumulative Percent
Valid	Dissatisfied	1	.5	.5	.5
	Neutral	68	32.4	32.4	32.9
	Satisfied	74	35.2	35.2	68.1
	Highly Satisfied	67	31.9	31.9	100.0
	Total	210	100.0	100.0	

Relevance of curriculum in your Job

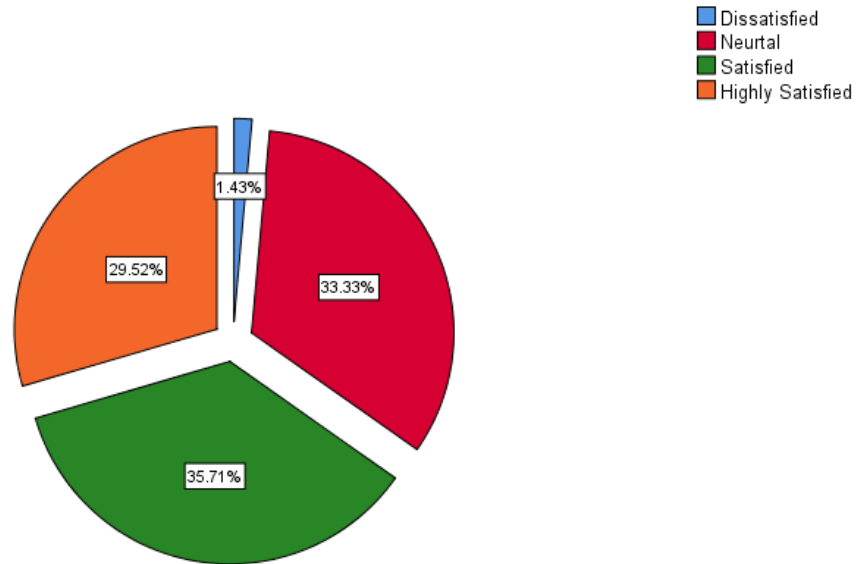
- Dissatisfied
- Neutral
- Satisfied
- Highly Satisfied



Special Training Classes for bridging Industry/Academic gap

		Frequency	Percent	Valid Percent	Cumulative Percent
Valid	Dissatisfied	3	1.4	1.4	1.4
	Neutral	70	33.3	33.3	34.8
	Satisfied	75	35.7	35.7	70.5
	Highly Satisfied	62	29.5	29.5	100.0
	Total	210	100.0	100.0	

Special Training Classes for bridging Industry/Academic gap



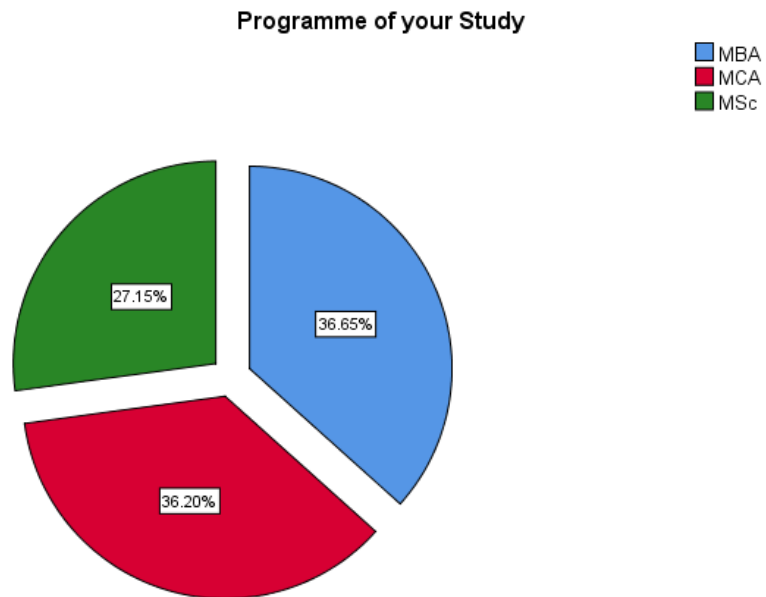
Overall Satisfaction Level

Statistics

Mean		
N	Valid	210
Mean		3.29
Std. Deviation		.134

Alumni- Feedback Analysis 2018-19

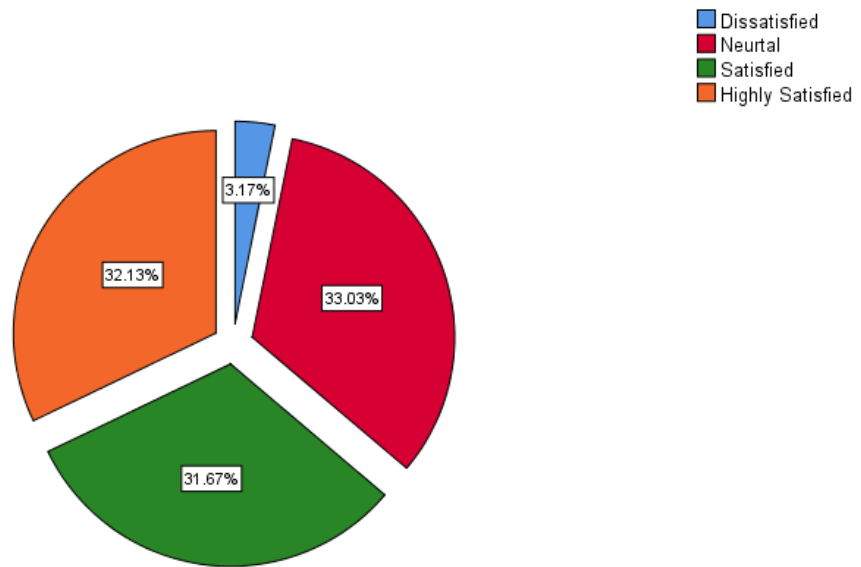
		Programme of your Study			Cumulative
		Frequency	Percent	Valid Percent	Percent
Valid	MBA	81	36.7	36.7	36.7
	MCA	80	36.2	36.2	72.9
	MSc	60	27.1	27.1	100.0
Total		221	100.0	100.0	



Commitment of the Teachers

		Frequency	Percent	Valid Percent	Cumulative Percent
Valid	Dissatisfied	7	3.2	3.2	3.2
	Neutral	73	33.0	33.0	36.2
	Satisfied	70	31.7	31.7	67.9
	Highly Satisfied	71	32.1	32.1	100.0
	Total	221	100.0	100.0	

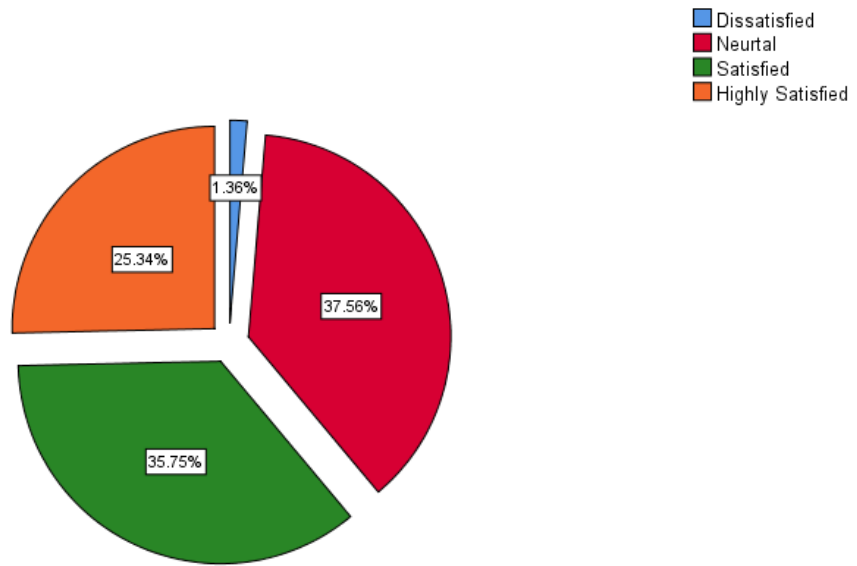
Commitment of the Teachers



General Infrastructure of the Campus

		Frequency	Percent	Valid Percent	Cumulative Percent
Valid	Dissatisfied	3	1.4	1.4	1.4
	Neutral	83	37.6	37.6	38.9
	Satisfied	79	35.7	35.7	74.7
	Highly Satisfied	56	25.3	25.3	100.0
	Total	221	100.0	100.0	

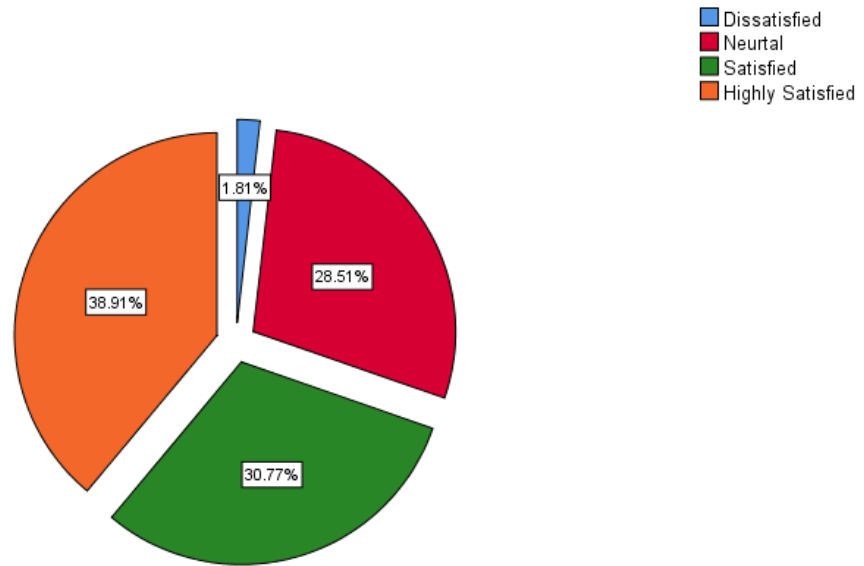
General Infrastructure of the Campus



Student-Teacher relationship on the campus

		Frequency	Percent	Valid Percent	Cumulative Percent
Valid	Dissatisfied	4	1.8	1.8	1.8
	Neutral	63	28.5	28.5	30.3
	Satisfied	68	30.8	30.8	61.1
	Highly Satisfied	86	38.9	38.9	100.0
	Total	221	100.0	100.0	

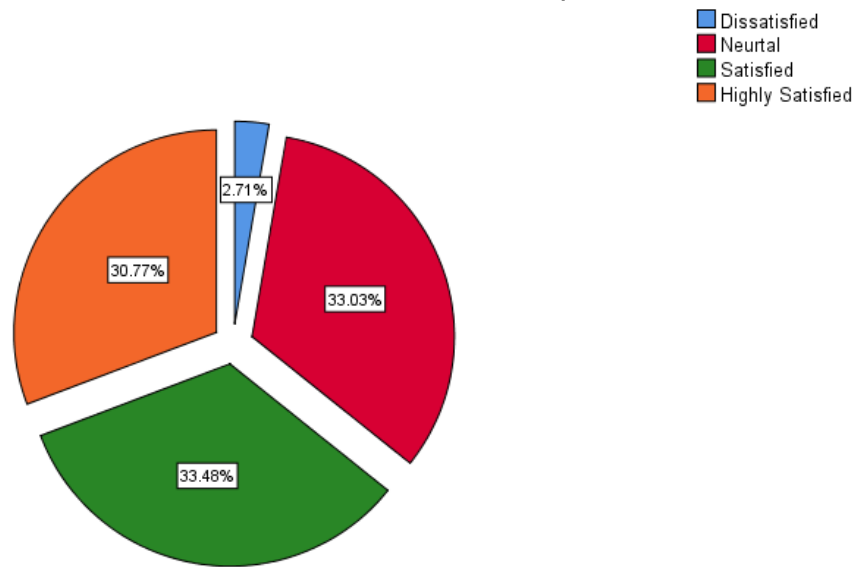
Student-Teacher relationship on the campus



Extra-curricular activities in the campus

		Frequency	Percent	Valid Percent	Cumulative Percent
Valid	Dissatisfied	6	2.7	2.7	2.7
	Neutral	73	33.0	33.0	35.7
	Satisfied	74	33.5	33.5	69.2
	Highly Satisfied	68	30.8	30.8	100.0
	Total	221	100.0	100.0	

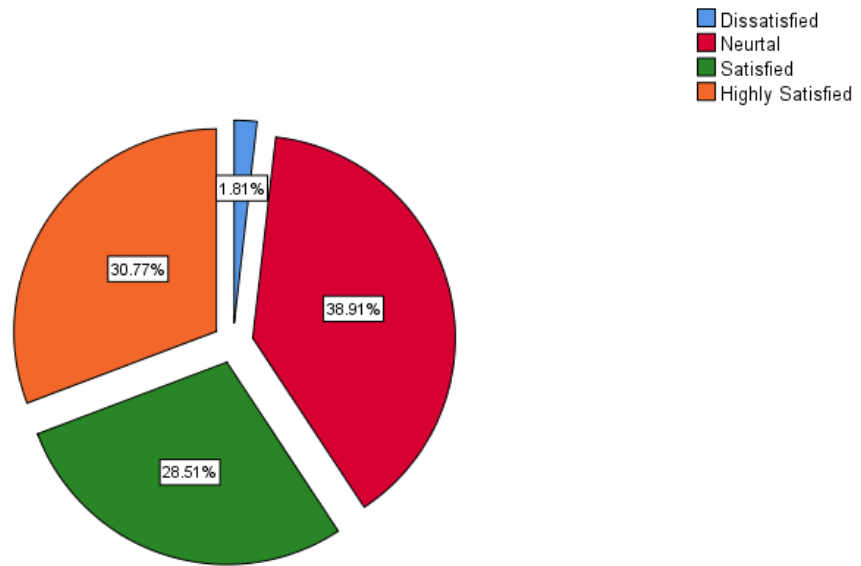
Extra-curricular activities in the campus



Developing a greater interest in your subject

		Frequency	Percent	Valid Percent	Cumulative Percent
Valid	Dissatisfied	4	1.8	1.8	1.8
	Neutral	86	38.9	38.9	40.7
	Satisfied	63	28.5	28.5	69.2
	Highly Satisfied	68	30.8	30.8	100.0
	Total	221	100.0	100.0	

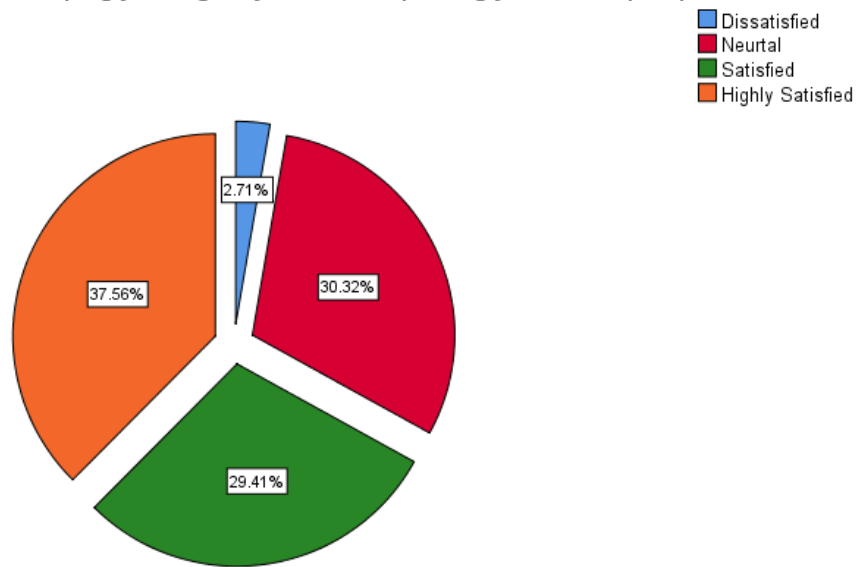
Developing a greater interest in your subject



Helping you to get a job and/or improving your career prospects

		Frequency	Percent	Valid Percent	Cumulative Percent
Valid	Dissatisfied	6	2.7	2.7	2.7
	Neutral	67	30.3	30.3	33.0
	Satisfied	65	29.4	29.4	62.4
	Highly Satisfied	83	37.6	37.6	100.0
	Total	221	100.0	100.0	

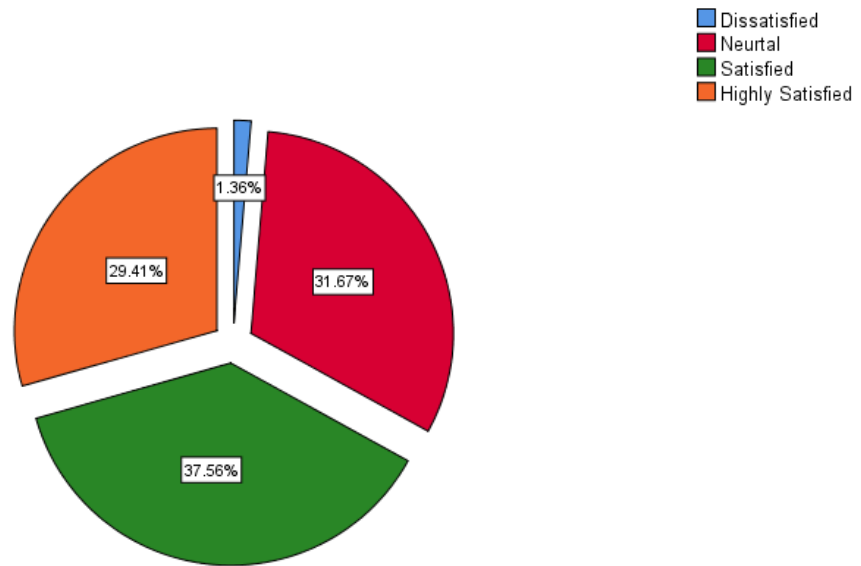
Helping you to get a job and/or improving your career prospects



Developing your Social Skills

		Frequency	Percent	Valid Percent	Cumulative Percent
Valid	Dissatisfied	3	1.4	1.4	1.4
	Neutral	70	31.7	31.7	33.0
	Satisfied	83	37.6	37.6	70.6
	Highly Satisfied	65	29.4	29.4	100.0
	Total	221	100.0	100.0	

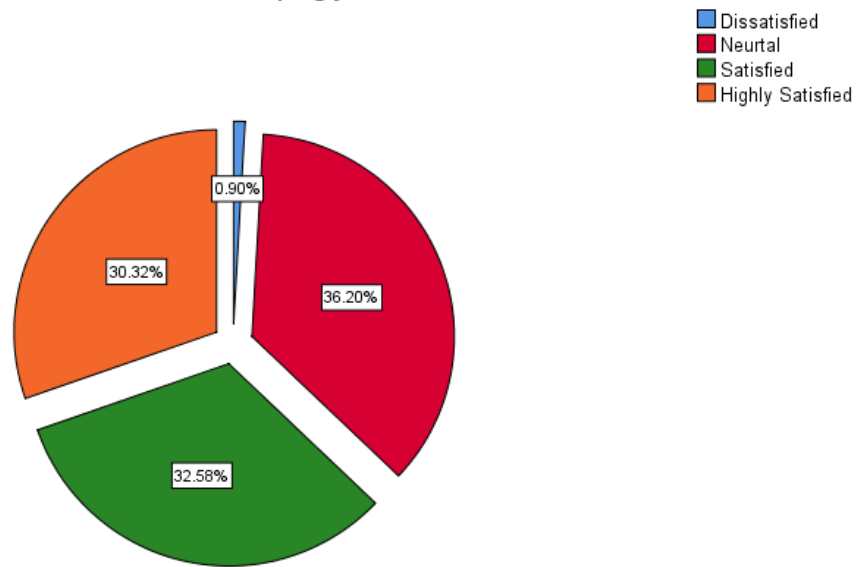
Developing your Social Skills



Developing your Self Confidence

		Frequency	Percent	Valid Percent	Cumulative Percent
Valid	Dissatisfied	2	.9	.9	.9
	Neutral	80	36.2	36.2	37.1
	Satisfied	72	32.6	32.6	69.7
	Highly Satisfied	67	30.3	30.3	100.0
	Total	221	100.0	100.0	

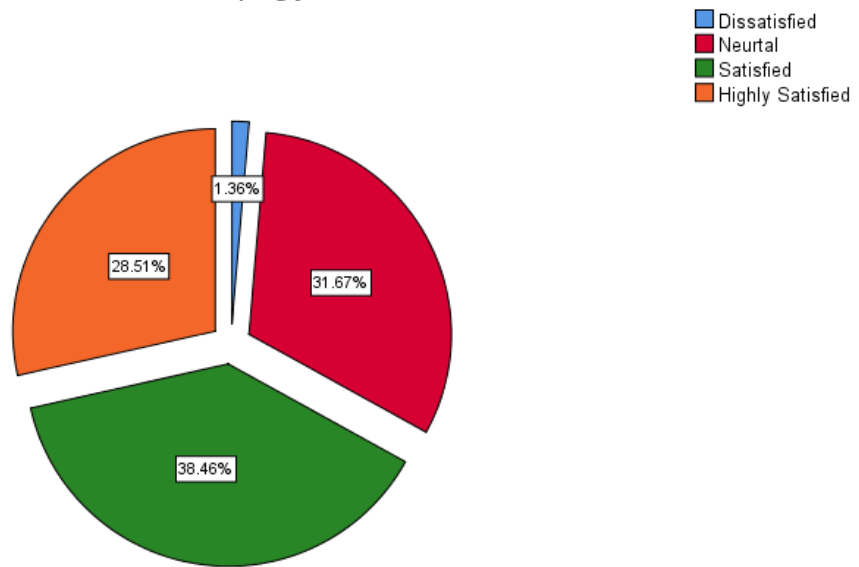
Developing your Self Confidence



Developing your Social Consciousness

		Frequency	Percent	Valid Percent	Cumulative Percent
Valid	Dissatisfied	3	1.4	1.4	1.4
	Neutral	70	31.7	31.7	33.0
	Satisfied	85	38.5	38.5	71.5
	Highly Satisfied	63	28.5	28.5	100.0
	Total	221	100.0	100.0	

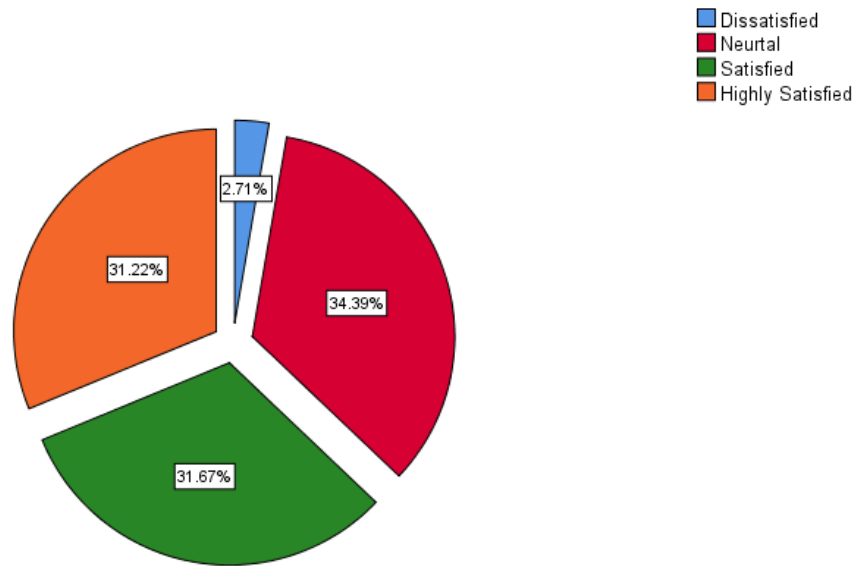
Developing your Social Consciousness



Library resources

		Frequency	Percent	Valid Percent	Cumulative Percent
Valid	Dissatisfied	6	2.7	2.7	2.7
	Neutral	76	34.4	34.4	37.1
	Satisfied	70	31.7	31.7	68.8
	Highly Satisfied	69	31.2	31.2	100.0
	Total	221	100.0	100.0	

Library resources

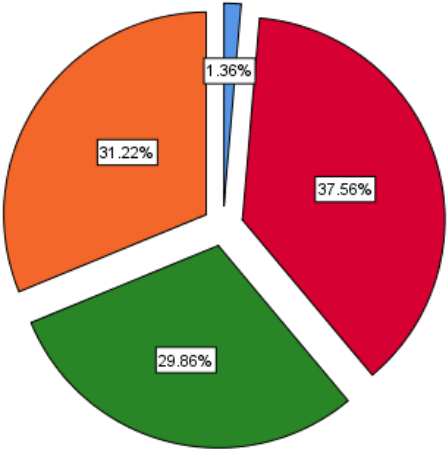


Training & Placement

		Frequency	Percent	Valid Percent	Cumulative Percent
Valid	Dissatisfied	3	1.4	1.4	1.4
	Neutral	83	37.6	37.6	38.9
	Satisfied	66	29.9	29.9	68.8
	Highly Satisfied	69	31.2	31.2	100.0
Total		221	100.0	100.0	

Training & Placement

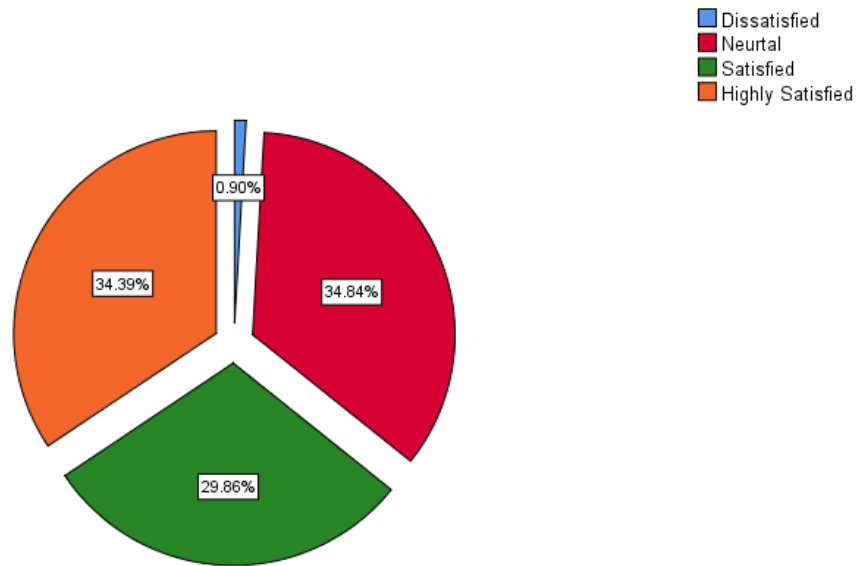
- Dissatisfied
- Neutral
- Satisfied
- Highly Satisfied



Overall rating of academic programs

		Frequency	Percent	Valid Percent	Cumulative Percent
Valid	Dissatisfied	2	.9	.9	.9
	Neutral	77	34.8	34.8	35.7
	Satisfied	66	29.9	29.9	65.6
	Highly Satisfied	76	34.4	34.4	100.0
	Total	221	100.0	100.0	

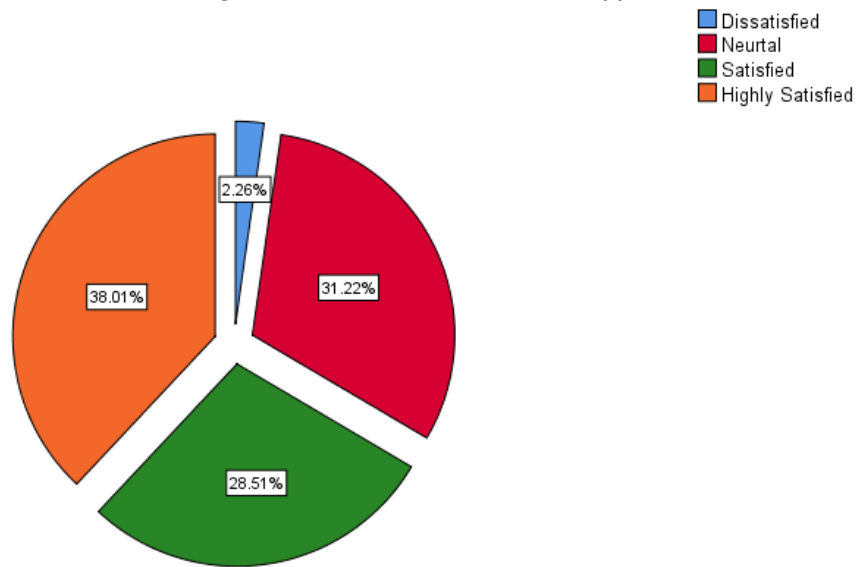
Overall rating of academic programs



Course of study and its relevance to the real life application

		Frequency	Percent	Valid Percent	Cumulative Percent
Valid	Dissatisfied	5	2.3	2.3	2.3
	Neutral	69	31.2	31.2	33.5
	Satisfied	63	28.5	28.5	62.0
	Highly Satisfied	84	38.0	38.0	100.0
	Total	221	100.0	100.0	

Course of study and its relevance to the real life application

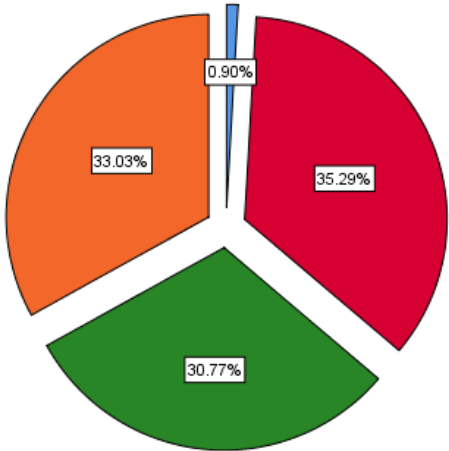


Relevance of curriculum in your Job

		Frequency	Percent	Valid Percent	Cumulative Percent
Valid	Dissatisfied	2	.9	.9	.9
	Neutral	78	35.3	35.3	36.2
	Satisfied	68	30.8	30.8	67.0
	Highly Satisfied	73	33.0	33.0	100.0
	Total	221	100.0	100.0	

Relevance of curriculum in your Job

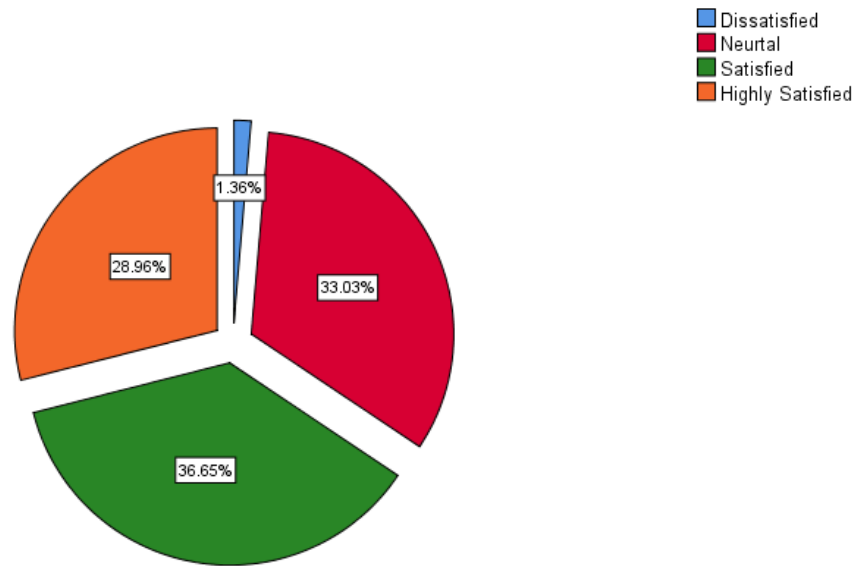
- Dissatisfied
- Neutral
- Satisfied
- Highly Satisfied



Special Training Classes for bridging Industry/Academic gap

		Frequency	Percent	Valid Percent	Cumulative Percent
Valid	Dissatisfied	3	1.4	1.4	1.4
	Neutral	73	33.0	33.0	34.4
	Satisfied	81	36.7	36.7	71.0
	Highly Satisfied	64	29.0	29.0	100.0
	Total	221	100.0	100.0	

Special Training Classes for bridging Industry/Academic gap



Overall Satisfaction Level

Statistics

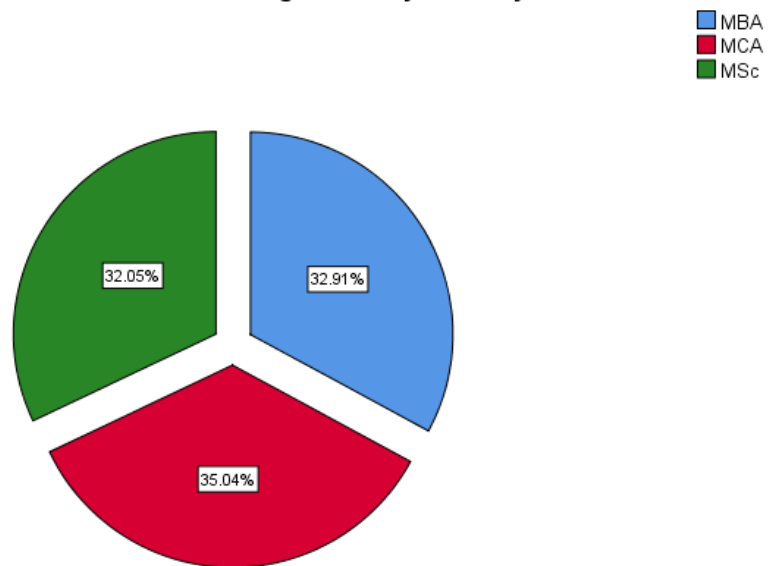
Mean		
N	Valid	221
Mean		3.43
Std. Deviation		.253

Alumni- Feedback Analysis 2019-20

Programme of your Study

		Frequency	Percent	Valid Percent	Cumulative Percent
Valid	MBA	77	32.9	32.9	32.9
	MCA	82	35.0	35.0	67.9
	MSc	75	32.1	32.1	100.0
Total		234	100.0	100.0	

Programme of your Study

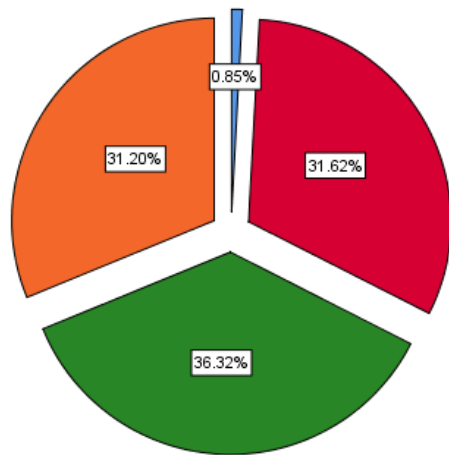


Commitment of the Teachers

		Frequency	Percent	Valid Percent	Cumulative Percent
Valid	Dissatisfied	2	.9	.9	.9
	Neutral	74	31.6	31.6	32.5
	Satisfied	85	36.3	36.3	68.8
	Highly Satisfied	73	31.2	31.2	100.0
	Total	234	100.0	100.0	

Commitment of the Teachers

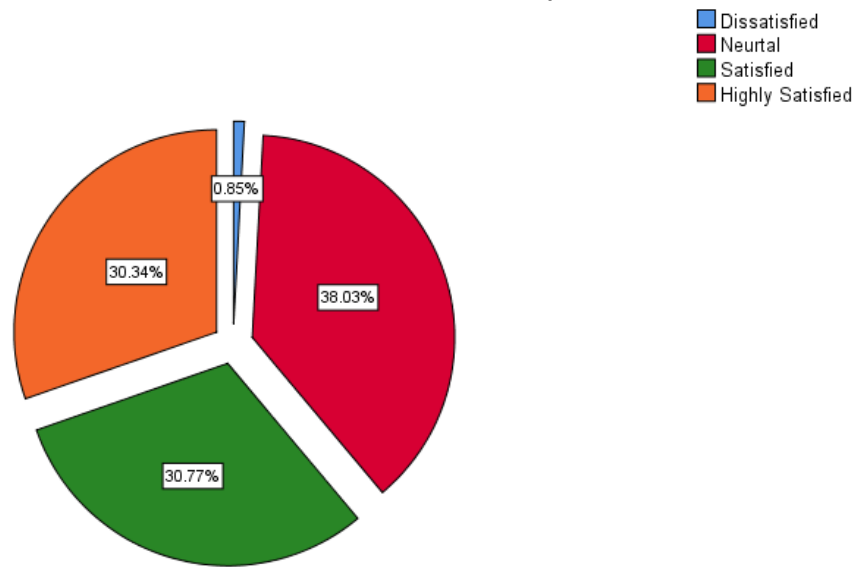
- Dissatisfied
- Neutral
- Satisfied
- Highly Satisfied



General Infrastructure of the Campus

		Frequency	Percent	Valid Percent	Cumulative Percent
Valid	Dissatisfied	2	.9	.9	.9
	Neutral	89	38.0	38.0	38.9
	Satisfied	72	30.8	30.8	69.7
	Highly Satisfied	71	30.3	30.3	100.0
	Total	234	100.0	100.0	

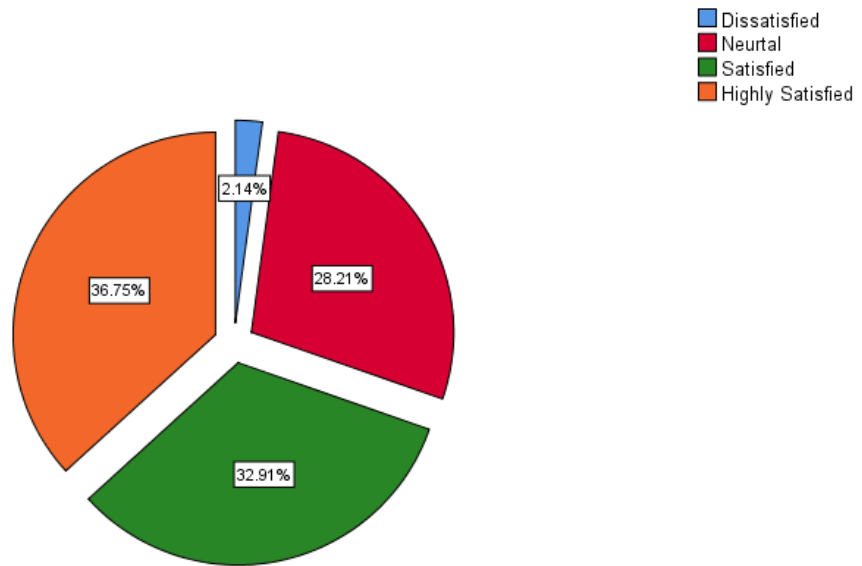
General Infrastructure of the Campus



Student-Teacher relationship on the campus

		Frequency	Percent	Valid Percent	Cumulative Percent
Valid	Dissatisfied	5	2.1	2.1	2.1
	Neutral	66	28.2	28.2	30.3
	Satisfied	77	32.9	32.9	63.2
	Highly Satisfied	86	36.8	36.8	100.0
	Total	234	100.0	100.0	

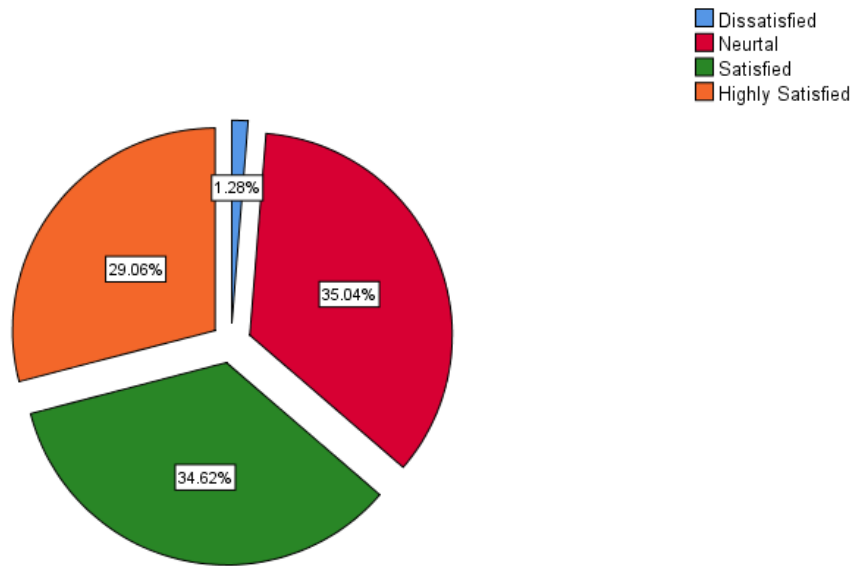
Student-Teacher relationship on the campus



Extra-curricular activities in the campus

		Frequency	Percent	Valid Percent	Cumulative Percent
Valid	Dissatisfied	3	1.3	1.3	1.3
	Neutral	82	35.0	35.0	36.3
	Satisfied	81	34.6	34.6	70.9
	Highly Satisfied	68	29.1	29.1	100.0
	Total	234	100.0	100.0	

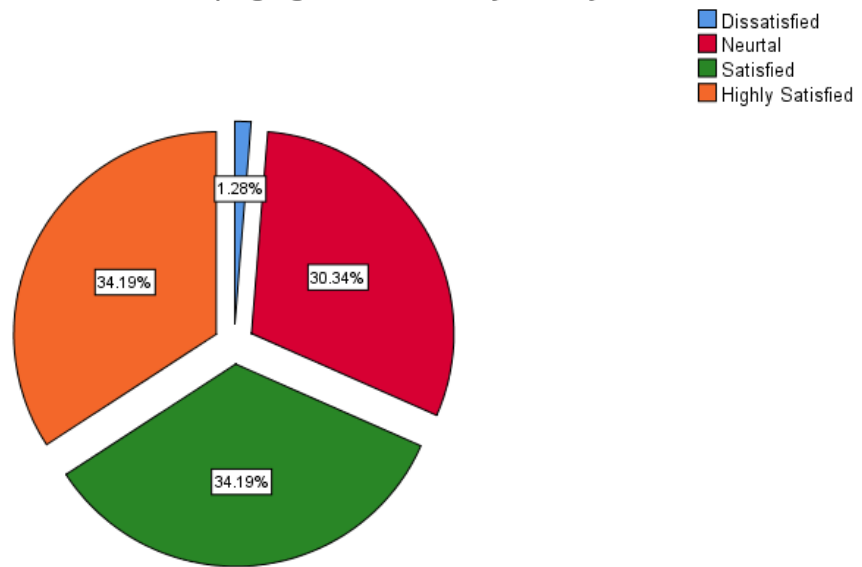
Extra-curricular activities in the campus



Developing a greater interest in your subject

		Frequency	Percent	Valid Percent	Cumulative Percent
Valid	Dissatisfied	3	1.3	1.3	1.3
	Neutral	71	30.3	30.3	31.6
	Satisfied	80	34.2	34.2	65.8
	Highly Satisfied	80	34.2	34.2	100.0
	Total	234	100.0	100.0	

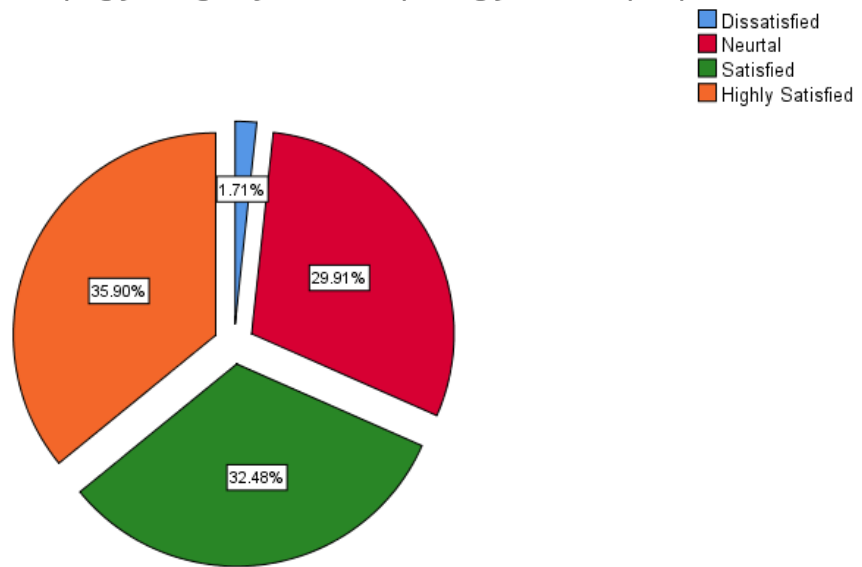
Developing a greater interest in your subject



Helping you to get a job and/or improving your career prospects

		Frequency	Percent	Valid Percent	Cumulative Percent
Valid	Dissatisfied	4	1.7	1.7	1.7
	Neutral	70	29.9	29.9	31.6
	Satisfied	76	32.5	32.5	64.1
	Highly Satisfied	84	35.9	35.9	100.0
	Total	234	100.0	100.0	

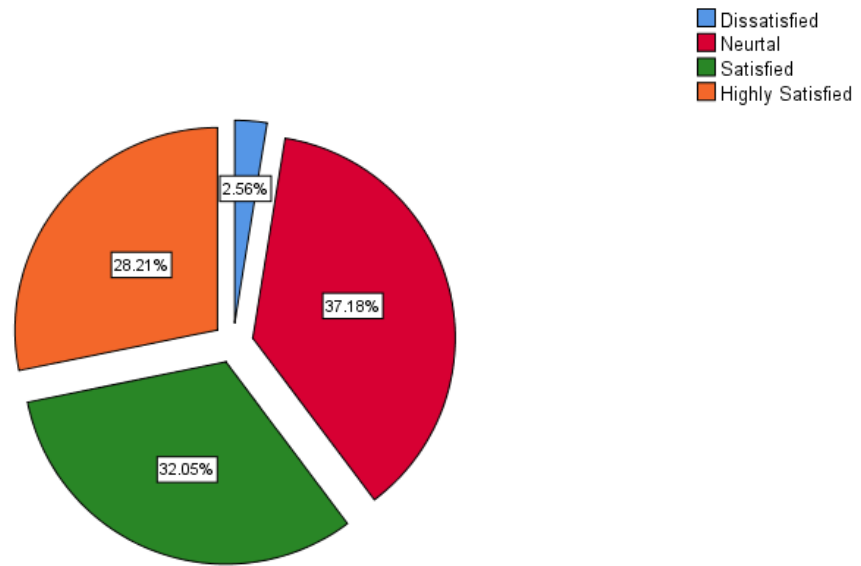
Helping you to get a job and/or improving your career prospects



Developing your Social Skills

		Frequency	Percent	Valid Percent	Cumulative Percent
Valid	Dissatisfied	6	2.6	2.6	2.6
	Neutral	87	37.2	37.2	39.7
	Satisfied	75	32.1	32.1	71.8
	Highly Satisfied	66	28.2	28.2	100.0
	Total	234	100.0	100.0	

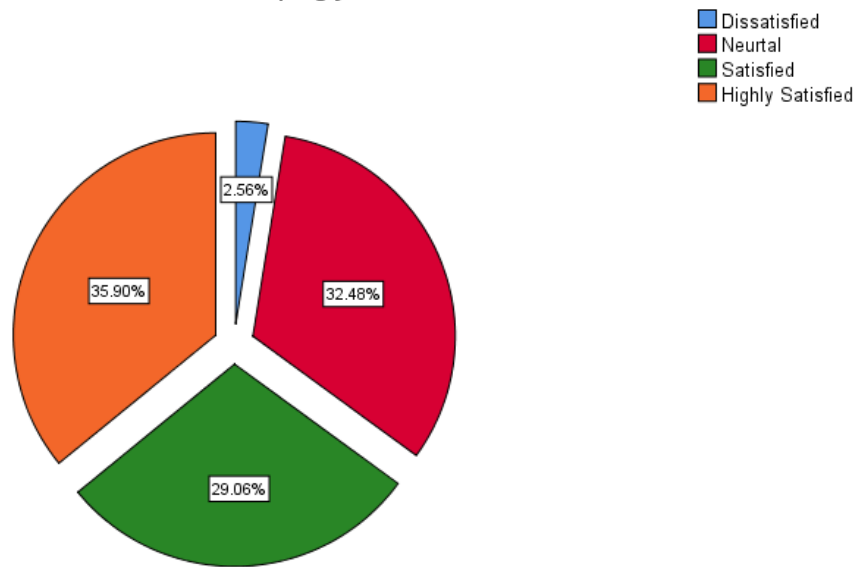
Developing your Social Skills



Developing your Self Confidence

		Frequency	Percent	Valid Percent	Cumulative Percent
Valid	Dissatisfied	6	2.6	2.6	2.6
	Neutral	76	32.5	32.5	35.0
	Satisfied	68	29.1	29.1	64.1
	Highly Satisfied	84	35.9	35.9	100.0
	Total	234	100.0	100.0	

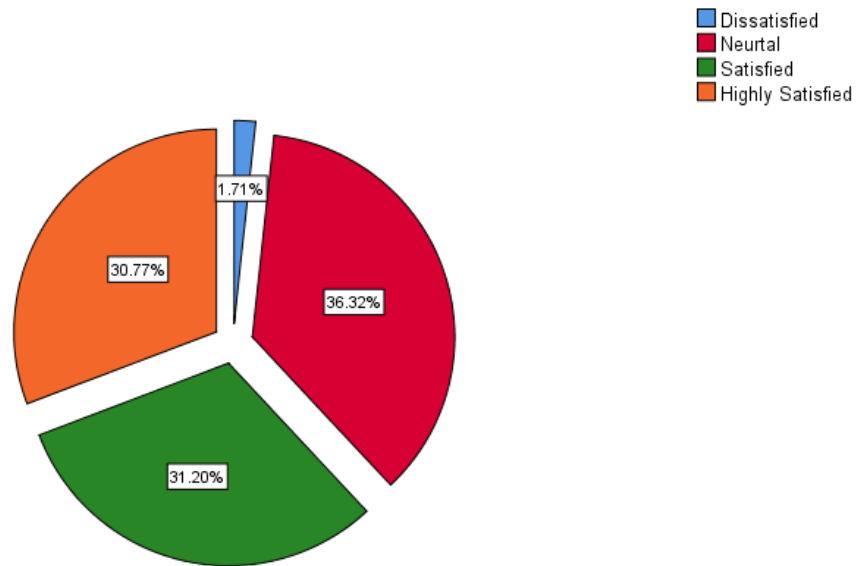
Developing your Self Confidence



Developing your Social Consciousness

		Frequency	Percent	Valid Percent	Cumulative Percent
Valid	Dissatisfied	4	1.7	1.7	1.7
	Neutral	85	36.3	36.3	38.0
	Satisfied	73	31.2	31.2	69.2
	Highly Satisfied	72	30.8	30.8	100.0
	Total	234	100.0	100.0	

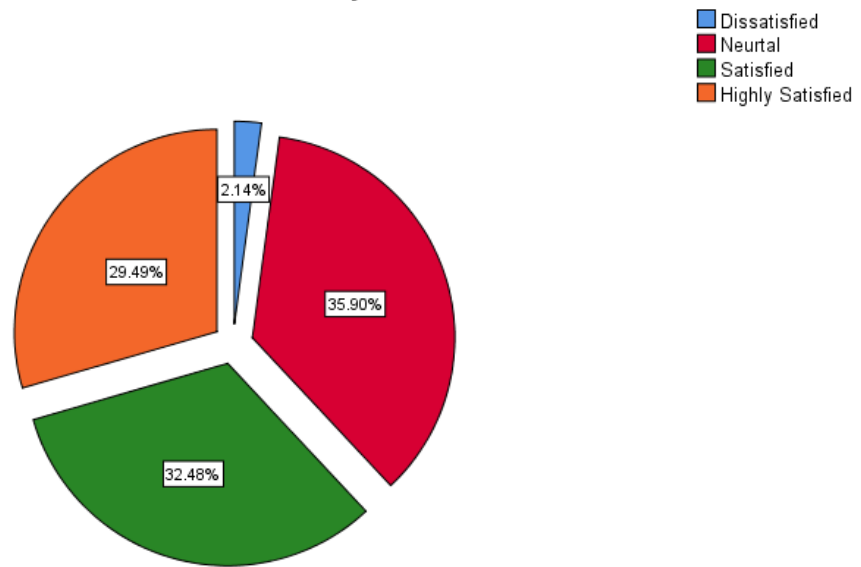
Developing your Social Consciousness



Library resources

		Frequency	Percent	Valid Percent	Cumulative Percent
Valid	Dissatisfied	5	2.1	2.1	2.1
	Neutral	84	35.9	35.9	38.0
	Satisfied	76	32.5	32.5	70.5
	Highly Satisfied	69	29.5	29.5	100.0
	Total	234	100.0	100.0	

Library resources

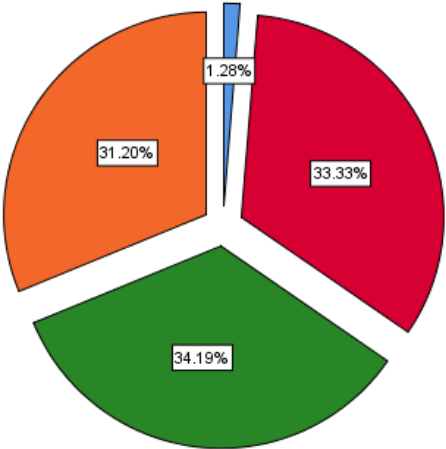


Training & Placement

		Frequency	Percent	Valid Percent	Cumulative Percent
Valid	Dissatisfied	3	1.3	1.3	1.3
	Neutral	78	33.3	33.3	34.6
	Satisfied	80	34.2	34.2	68.8
	Highly Satisfied	73	31.2	31.2	100.0
	Total	234	100.0	100.0	

Training & Placement

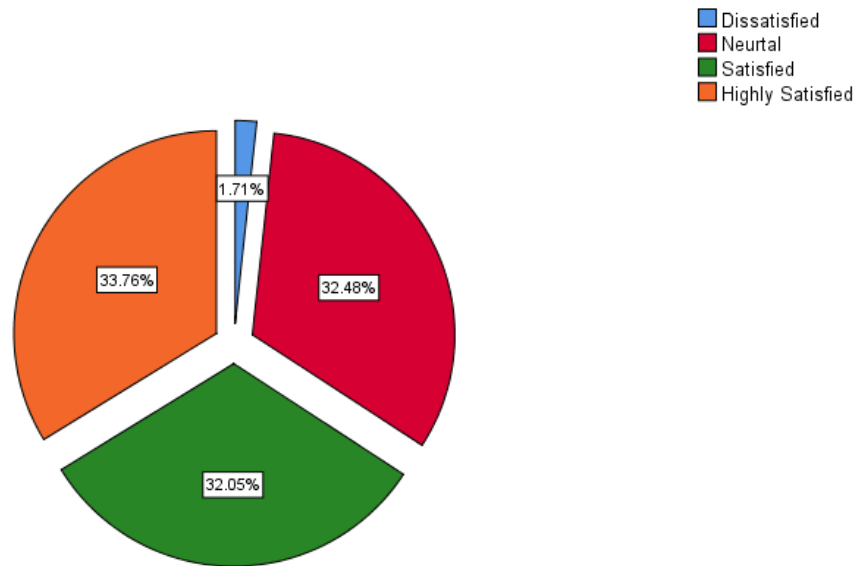
- Dissatisfied
- Neutral
- Satisfied
- Highly Satisfied



Overall rating of academic programs

		Frequency	Percent	Valid Percent	Cumulative Percent
Valid	Dissatisfied	4	1.7	1.7	1.7
	Neutral	76	32.5	32.5	34.2
	Satisfied	75	32.1	32.1	66.2
	Highly Satisfied	79	33.8	33.8	100.0
	Total	234	100.0	100.0	

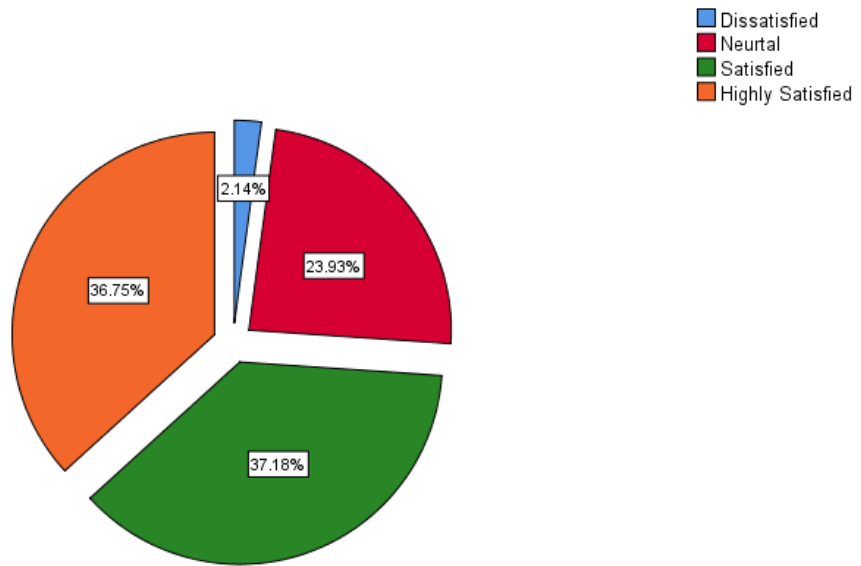
Overall rating of academic programs



Course of study and its relevance to the real life application

		Frequency	Percent	Valid Percent	Cumulative Percent
Valid	Dissatisfied	5	2.1	2.1	2.1
	Neutral	56	23.9	23.9	26.1
	Satisfied	87	37.2	37.2	63.2
	Highly Satisfied	86	36.8	36.8	100.0
	Total	234	100.0	100.0	

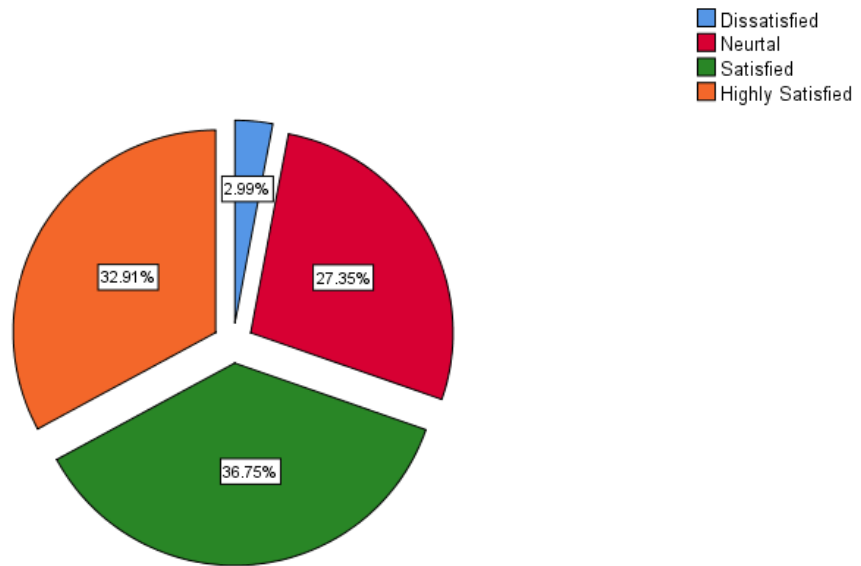
Course of study and its relevance to the real life application



Relevance of curriculum in your Job

		Frequency	Percent	Valid Percent	Cumulative Percent
Valid	Dissatisfied	7	3.0	3.0	3.0
	Neutral	64	27.4	27.4	30.3
	Satisfied	86	36.8	36.8	67.1
	Highly Satisfied	77	32.9	32.9	100.0
	Total	234	100.0	100.0	

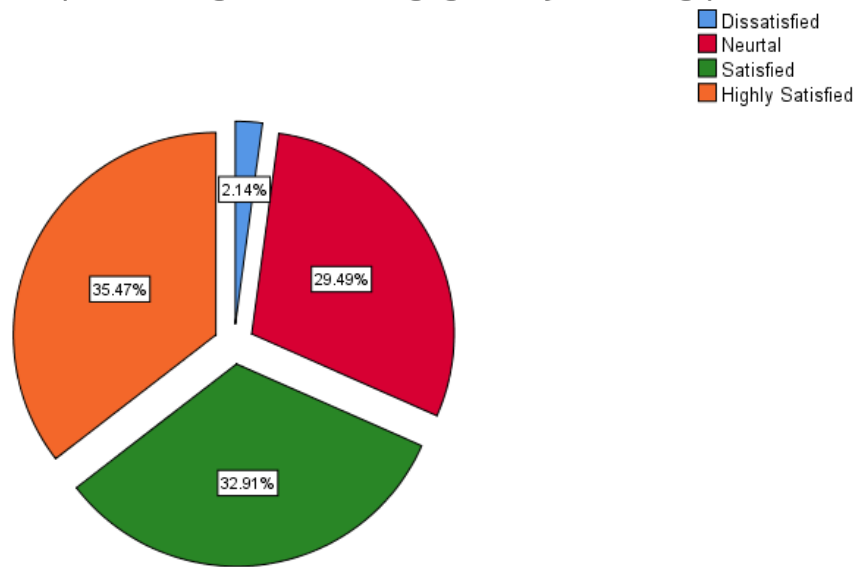
Relevance of curriculum in your Job



Special Training Classes for bridging Industry/Academic gap

		Frequency	Percent	Valid Percent	Cumulative Percent
Valid	Dissatisfied	5	2.1	2.1	2.1
	Neutral	69	29.5	29.5	31.6
	Satisfied	77	32.9	32.9	64.5
	Highly Satisfied	83	35.5	35.5	100.0
	Total	234	100.0	100.0	

Special Training Classes for bridging Industry/Academic gap



Overall Satisfaction Level

Statistics

Mean		
N	Valid	234
Mean		3.57
Std. Deviation		.212

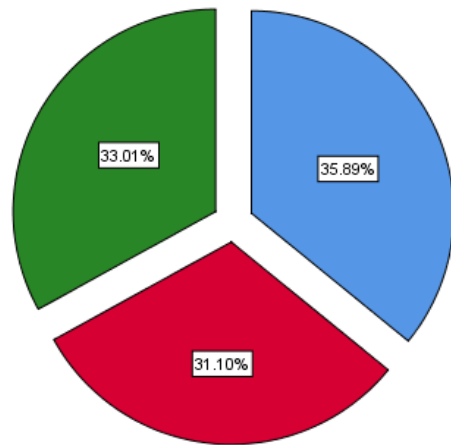
Alumni- Feedback Analysis 2020-21

Programme of your Study

		Frequency	Percent	Valid Percent	Cumulative Percent
Valid	MBA	75	35.9	35.9	35.9
	MCA	65	31.1	31.1	67.0
	MSc	69	33.0	33.0	100.0
	Total	209	100.0	100.0	

Programme of your Study

■ MBA
■ MCA
■ MSc

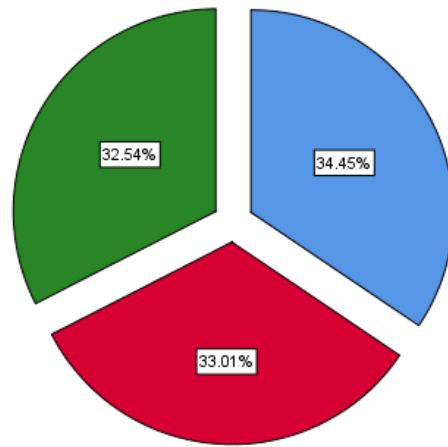


Commitment of the Teachers

		Frequency	Percent	Valid Percent	Cumulative Percent
Valid	Neutral	72	34.4	34.4	34.4
	Satisfied	69	33.0	33.0	67.5
	Highly Satisfied	68	32.5	32.5	100.0
	Total	209	100.0	100.0	

Commitment of the Teachers

■ Neutral
■ Satisfied
■ Highly Satisfied

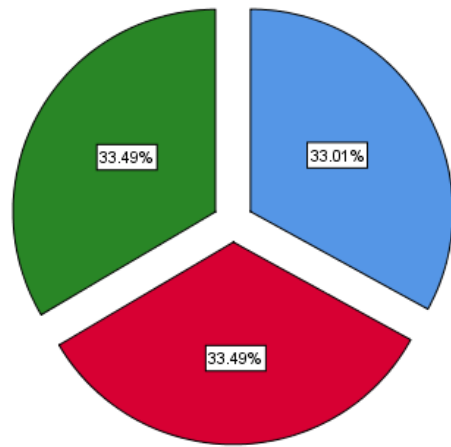


General Infrastructure of the Campus

		Frequency	Percent	Valid Percent	Cumulative Percent
Valid	Neutral	69	33.0	33.0	33.0
	Satisfied	70	33.5	33.5	66.5
	Highly Satisfied	70	33.5	33.5	100.0
	Total	209	100.0	100.0	

General Infrastructure of the Campus

- Neutral
- Satisfied
- Highly Satisfied

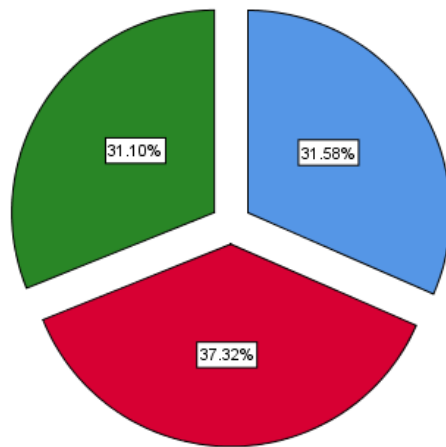


Student-Teacher relationship on the campus

		Frequency	Percent	Valid Percent	Cumulative Percent
Valid	Neutral	66	31.6	31.6	31.6
	Satisfied	78	37.3	37.3	68.9
	Highly Satisfied	65	31.1	31.1	100.0
	Total	209	100.0	100.0	

Student-Teacher relationship on the campus

■ Neutral
■ Satisfied
■ Highly Satisfied

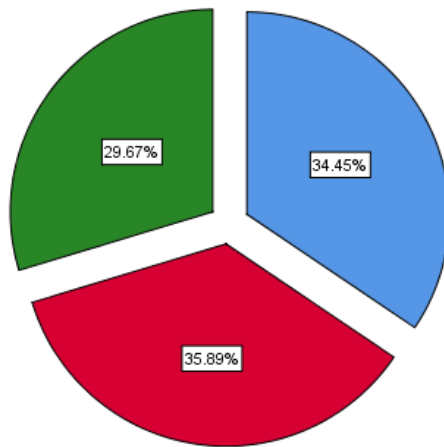


Extra-curricular activities in the campus

		Frequency	Percent	Valid Percent	Cumulative Percent
Valid	Neutral	72	34.4	34.4	34.4
	Satisfied	75	35.9	35.9	70.3
	Highly Satisfied	62	29.7	29.7	100.0
Total		209	100.0	100.0	

Extra-curricular activities in the campus

■ Neutral
■ Satisfied
■ Highly Satisfied

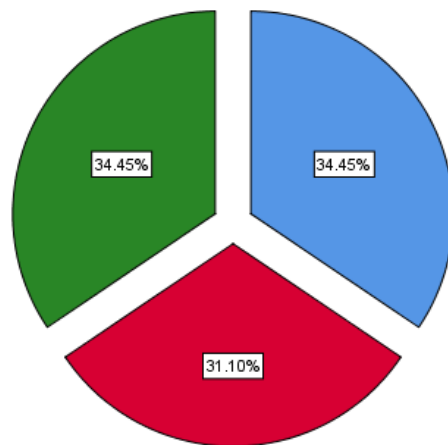


Developing a greater interest in your subject

		Frequency	Percent	Valid Percent	Cumulative Percent
Valid	Neutral	72	34.4	34.4	34.4
	Satisfied	65	31.1	31.1	65.6
	Highly Satisfied	72	34.4	34.4	100.0
	Total	209	100.0	100.0	

Developing a greater interest in your subject

■ Neutral
■ Satisfied
■ Highly Satisfied

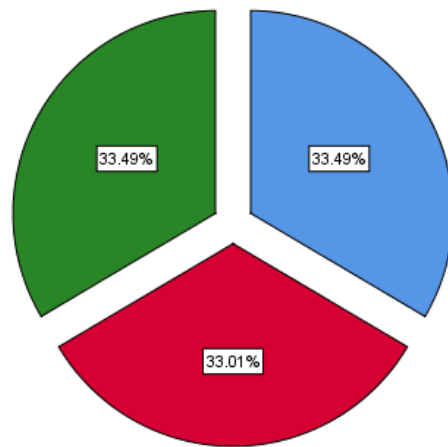


Helping you to get a job and/or improving your career prospects

		Frequency	Percent	Valid Percent	Cumulative Percent
Valid	Neutral	70	33.5	33.5	33.5
	Satisfied	69	33.0	33.0	66.5
	Highly Satisfied	70	33.5	33.5	100.0
	Total	209	100.0	100.0	

Helping you to get a job and/or improving your career prospects

■ Neutral
■ Satisfied
■ Highly Satisfied

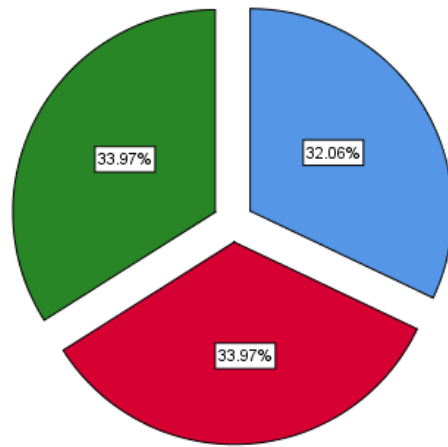


Developing your Social Skills

		Frequency	Percent	Valid Percent	Cumulative Percent
Valid	Neutral	67	32.1	32.1	32.1
	Satisfied	71	34.0	34.0	66.0
	Highly Satisfied	71	34.0	34.0	100.0
Total		209	100.0	100.0	

Developing your Social Skills

- Neutral
- Satisfied
- Highly Satisfied

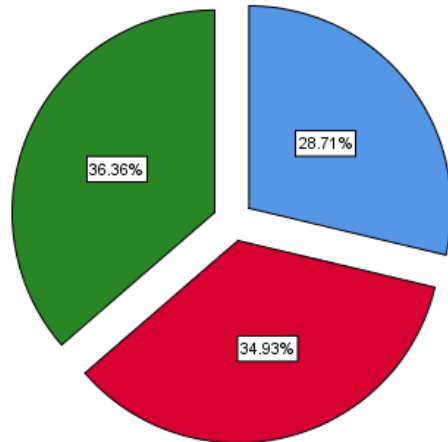


Developing your Self Confidence

		Frequency	Percent	Valid Percent	Cumulative Percent
Valid	Neutral	60	28.7	28.7	28.7
	Satisfied	73	34.9	34.9	63.6
	Highly Satisfied	76	36.4	36.4	100.0
Total		209	100.0	100.0	

Developing your Self Confidence

■ Neutral
■ Satisfied
■ Highly Satisfied

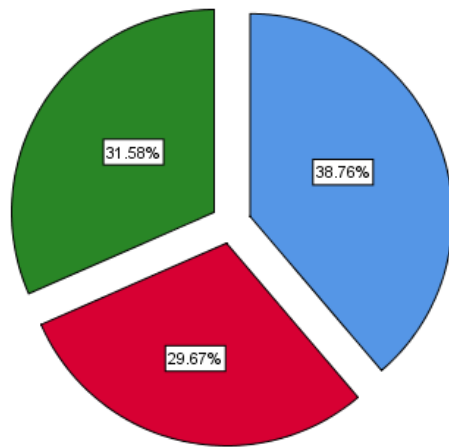


Developing your Social Consciousness

		Frequency	Percent	Valid Percent	Cumulative Percent
Valid	Neutral	81	38.8	38.8	38.8
	Satisfied	62	29.7	29.7	68.4
	Highly Satisfied	66	31.6	31.6	100.0
	Total	209	100.0	100.0	

Developing your Social Consciousness

■ Neutral
■ Satisfied
■ Highly Satisfied

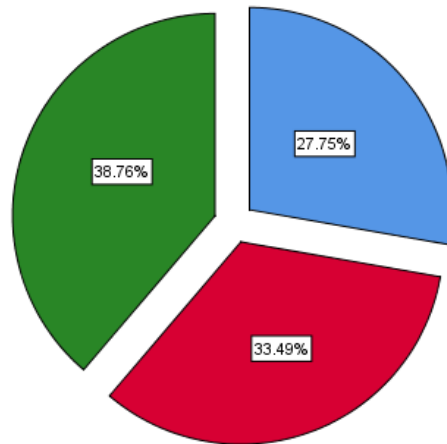


Library resources

		Frequency	Percent	Valid Percent	Cumulative Percent
Valid	Neutral	58	27.8	27.8	27.8
	Satisfied	70	33.5	33.5	61.2
	Highly Satisfied	81	38.8	38.8	100.0
Total		209	100.0	100.0	

Library resources

■ Neutral
■ Satisfied
■ Highly Satisfied

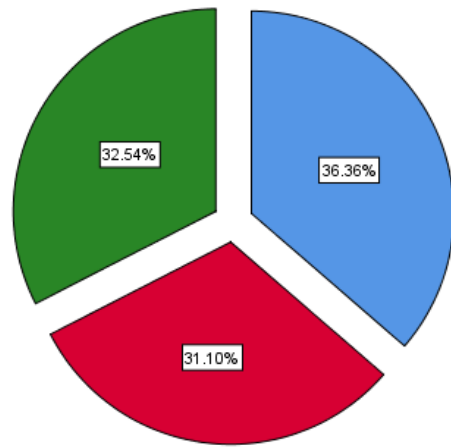


Training & Placement

		Frequency	Percent	Valid Percent	Cumulative Percent
Valid	Neutral	76	36.4	36.4	36.4
	Satisfied	65	31.1	31.1	67.5
	Highly Satisfied	68	32.5	32.5	100.0
Total		209	100.0	100.0	

Training & Placement

- Neutral
- Satisfied
- Highly Satisfied

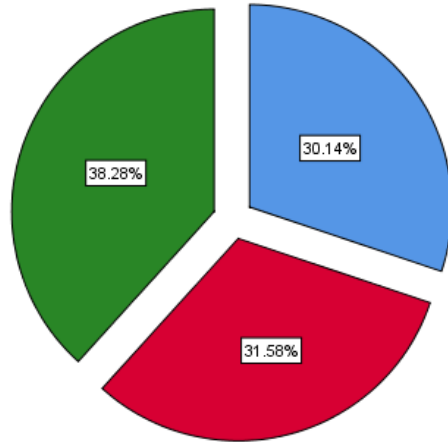


Overall rating of academic programs

		Frequency	Percent	Valid Percent	Cumulative Percent
Valid	Neutral	63	30.1	30.1	30.1
	Satisfied	66	31.6	31.6	61.7
	Highly Satisfied	80	38.3	38.3	100.0
Total		209	100.0	100.0	

Overall rating of academic programs

■ Neutral
■ Satisfied
■ Highly Satisfied

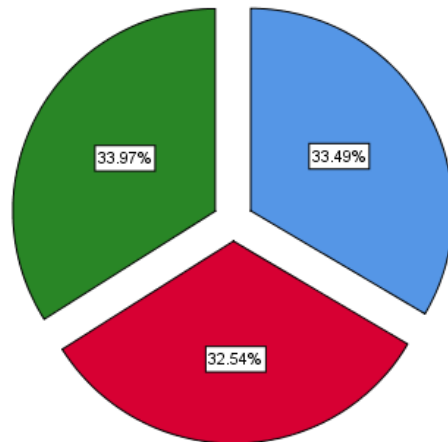


Course of study and its relevance to the real life application

		Frequency	Percent	Valid Percent	Cumulative Percent
Valid	Neutral	70	33.5	33.5	33.5
	Satisfied	68	32.5	32.5	66.0
	Highly Satisfied	71	34.0	34.0	100.0
Total		209	100.0	100.0	

Course of study and its relevance to the real life application

■ Neutral
■ Satisfied
■ Highly Satisfied

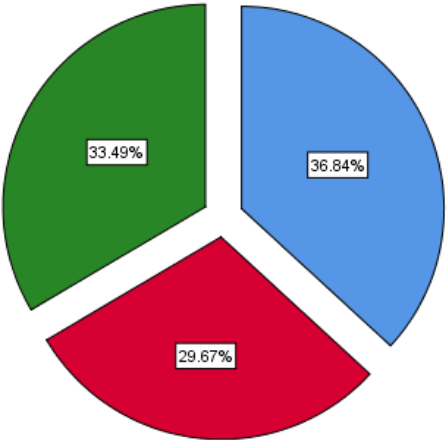


Relevance of curriculum in your Job

		Frequency	Percent	Valid Percent	Cumulative Percent
Valid	Neutral	77	36.8	36.8	36.8
	Satisfied	62	29.7	29.7	66.5
	Highly Satisfied	70	33.5	33.5	100.0
Total		209	100.0	100.0	

Relevance of curriculum in your Job

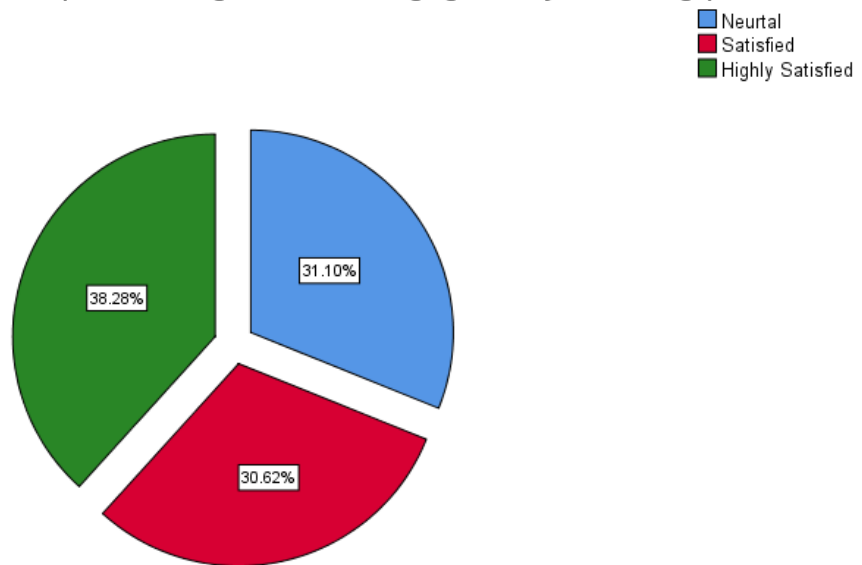
- Neutral
- Satisfied
- Highly Satisfied



Special Training Classes for bridging Industry/Academic gap

		Frequency	Percent	Valid Percent	Cumulative Percent
Valid	Neutral	65	31.1	31.1	31.1
	Satisfied	64	30.6	30.6	61.7
	Highly Satisfied	80	38.3	38.3	100.0
Total		209	100.0	100.0	

Special Training Classes for bridging Industry/Academic gap



Overall Satisfaction Level

Statistics

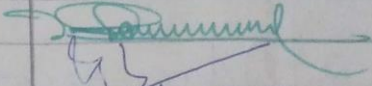




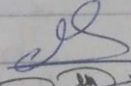




Mean		
N	Valid	209
Mean		3.38
Std. Deviation		.217

Minutes of the HOD Meeting held on ⁵³

14th September, 2020

Venue : Board Room

Time : 2:00pm

S.No	Name	Signature
1.	Fr. Dr. Cherian J. Kottayil	
2.	Prof. Vaughese Abraham	
3.	Dr. Sudeep B. Chandramana	
4.	Mr. Tiji Thomas	
5.	Mr. Stephan James	
6.	Dr. Jeemon Joseph	-
7.	Dr. MS. Samuel	-
8.	Ms. Beena Cherian	
9.	Sr. Licy OSS	-
10.	Mr. Thomas Mathew	
11.	Mr. Nithin Mathew James	
12.	Ms. Tirumol Joseph	
13.	Mr. Ajay Kurian	
14.	Ms. Mahitha Dileep	
14	Mr. Pavin Raj	
15.	Ms. Melkitha Dileep	
16.	Ms. Arathy Robert	

The Principal commenced the meeting with a silent prayer. The Principal appreciated each and everyone for doing great work, especially regarding student affairs and attending parents concerns. After that, the following matters were taken up for discussion

Mr. Nitin Mathew James explained
"What is MICS?"

- MACTAST Innovation and Corporate Synergy
 - * MICS will build a bridge between MACTAST and corporates
 - * MICS facilitates the career progression in
1. Mentorships Programs
 - Once in 3 months
 - Alumni interactions
 - The discussion will mainly cover

57

careers launches, progression, and personal experiences

2. Industry Interaction

- Once in 2 months
- Interactions with industry experts or reputed professionals.

3. Industrial visits

4. Internships

5. Campus to Corporate Connect.

- The students club will be initiated, according to their interest and capability
- The principal informed that the assigned committee will study the possibilities and do more activities accordingly in the long run.
- Prof. Vaighese Abraham suggested considering industries and institutions with which we have MoUs

