



## Contents

- Feedback Form
- Sample Response
- Report on the Feedback Obtained

## IQAC - FEEDBACK FROM ALUMNI

Dear Alumni,  
Greetings from the Internal Quality Assurance Cell (IQAC) of Mar Athanasios College For Advanced Studies Tiruvalla (MACFAST) !!

On the basis of your personal experiences please provide a feedback by answering the questions below.

We appreciate your honest responses and it will be kept strictly confidential. Your responses are very valuable for us and will be used to improve the quality of the education imparted by the college.

Thank you for your support, time and patience.

Warm Regards,  
IQAC Coordinator  
Email: [iqac@macfast.org](mailto:iqac@macfast.org)

### Programme of your Study

- MBA
- MCA
- MSc

### Commitment of the Teachers

Highly Dissatisfied
Dissatisfied
Neutral
Satisfied
Highly Satisfied

### General Infrastructure of the Campus

Highly Dissatisfied
Dissatisfied
Neutral
Satisfied
Highly Satisfied



**Student-Teacher relationship on the campus**

Highly Dissatisfied
Dissatisfied
Neutral
Satisfied
Highly Satisfied

**Extra-curricular activities in the campus**

Highly Dissatisfied
Dissatisfied
Neutral
Satisfied
Highly Satisfied

**Developing a greater interest in your subject**

Highly Dissatisfied
Dissatisfied
Neutral
Satisfied
Highly Satisfied

**Helping you to get a job and/or improving your career prospects**

Highly Dissatisfied
Dissatisfied
Neutral
Satisfied
Highly Satisfied

**Developing your Social Skills**

Highly Dissatisfied
---------------------





Dissatisfied
Neutral
Satisfied
Highly Satisfied

**Developing your Self Confidence**

Highly Dissatisfied
Dissatisfied
Neutral
Satisfied
Highly Satisfied

**Developing your Social Consciousness**

Highly Dissatisfied
Dissatisfied
Neutral
Satisfied
Highly Satisfied

**Library resources**

Highly Dissatisfied
Dissatisfied
Neutral
Satisfied
Highly Satisfied

**Training & Placement**

Highly Dissatisfied
Dissatisfied
Neutral
Satisfied
Highly Satisfied



**Overall rating of academic programs**

Highly Dissatisfied
Dissatisfied
Neutral
Satisfied
Highly Satisfied

**Course of study and its relevance to the real life application**

Highly Dissatisfied
Dissatisfied
Neutral
Satisfied
Highly Satisfied

**Relevance of curriculum in your Job**

Highly Dissatisfied
Dissatisfied
Neutral
Satisfied
Highly Satisfied

**Special Training Classes for bridging Industry/Academic gap**

Highly Dissatisfied
Dissatisfied
Neutral
Satisfied
Highly Satisfied





# Alumni Feedback

The Internal Quality Assurance cell seeks your valuable feedback for enhancing the quality of education at MACFAST

Name

Ria Jose

Mobile number

9446679707

Email Id

Year of Admission

2019

Name of Programme studied \*

- Master of Computer Applications
- Master of Business Administration
- M.Sc. Food Technology and Quality Assurance
- M.Sc. Biochemistry
- M.Sc. Bioinformatics
- M.Sc. Biotechnology
- M.Sc. Plant Biotechnology
- M. Sc. Phytomedical Science and Technology
- M.Sc. Bionanotechnology



The curriculum and syllabus were appropriate for my placement/ higher education \*

- Strongly Agree
- Agree
- Neutral
- Disagree
- Strongly Disagree

Sufficient number of co-curricular/ extracurricular activities were arranged during my study period \*

- Strongly Agree
- Agree
- Neutral
- Disagree
- Strongly Disagree

The institute- Industry tie ups were useful for me \*

- Strongly Agree
- Agree
- Neutral
- Disagree
- Strongly Disagree



The institute/ Faculty helped me in placement/ Higher studies \*

- Strongly Agree
- Agree
- Neutral
- Disagree
- Strongly Disagree

The institute offers sufficient scholarships to merit students and deserving students \*

- Strongly Agree
- Agree
- Neutral
- Disagree
- Strongly Disagree

The learning ambience at the institute is good \*

- Strongly Agree
- Agree
- Neutral
- Disagree
- Strongly Disagree





The curriculum accommodates courses with experiential Learning (Hands-on) \*

- Strongly Agree
- Agree
- Neutral
- Disagree
- Strongly Disagree

All the academic processes of the institute is transparent \*

- Strongly Agree
- Agree
- Neutral
- Disagree
- Strongly Disagree

The institute is student -centric in all its academic initiatives \*

- Strongly Agree
- Agree
- Neutral
- Disagree
- Strongly Disagree

Any other comments

Nil

This form was created inside of MACFAST.



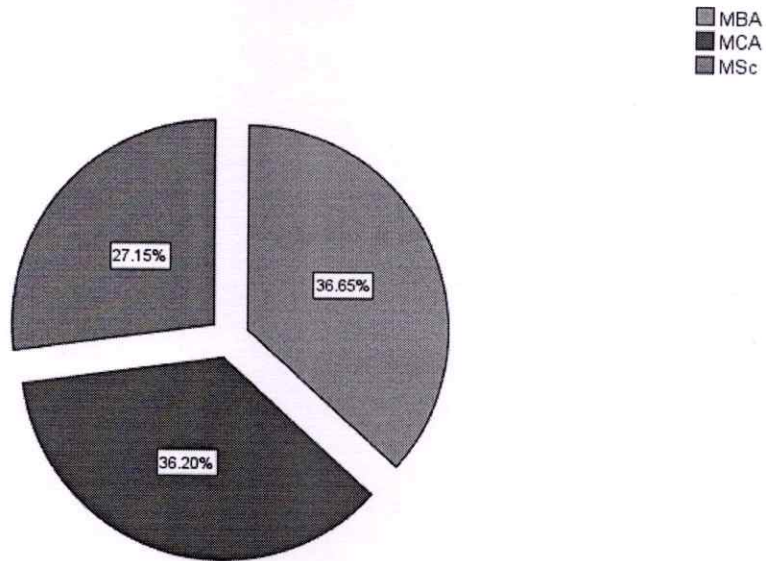
Google Forms

# ALUMNI FEEDBACK ANALYSIS 2022-23

Programme of your Study

		Frequency	Percent	Valid Percent	Cumulative Percent
Valid	MBA	81	36.7	36.7	36.7
	MCA	80	36.2	36.2	72.9
	MSc	60	27.1	27.1	100.0
	Total	221	100.0	100.0	

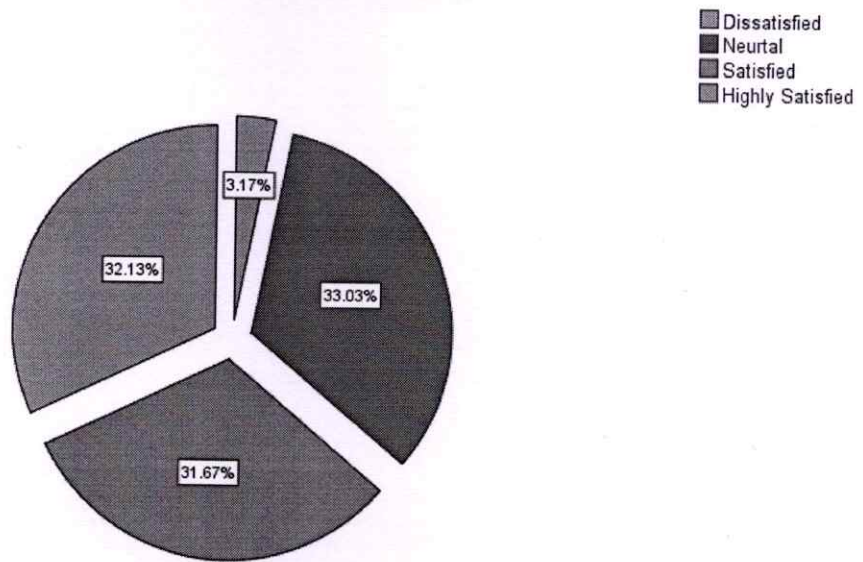
Programme of your Study



### Commitment of the Teachers

		Frequency	Percent	Valid Percent	Cumulative Percent
Valid	Dissatisfied	7	3.2	3.2	3.2
	Neutral	73	33.0	33.0	36.2
	Satisfied	70	31.7	31.7	67.9
	Highly Satisfied	71	32.1	32.1	100.0
	Total	221	100.0	100.0	

### Commitment of the Teachers

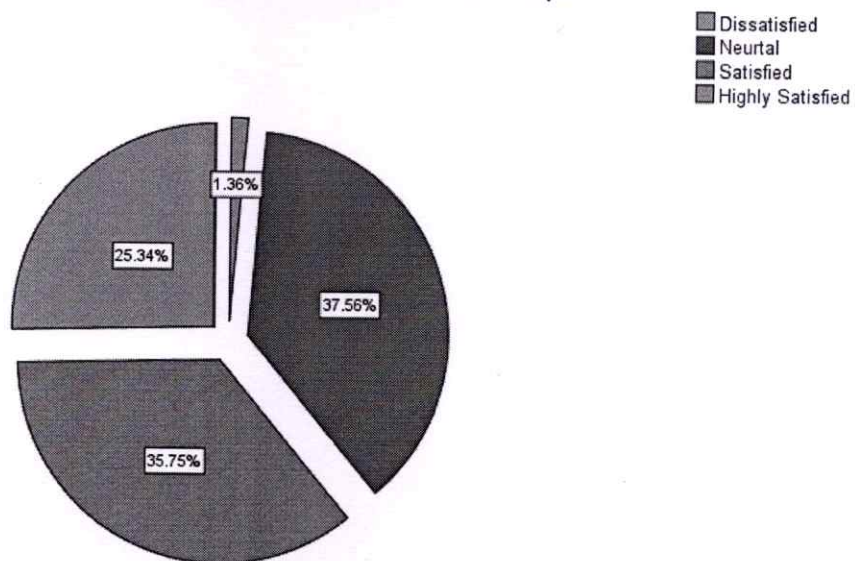




### General Infrastructure of the Campus

		Frequency	Percent	Valid Percent	Cumulative Percent
Valid	Dissatisfied	3	1.4	1.4	1.4
	Neutral	83	37.6	37.6	38.9
	Satisfied	79	35.7	35.7	74.7
	Highly Satisfied	56	25.3	25.3	100.0
	Total	221	100.0	100.0	

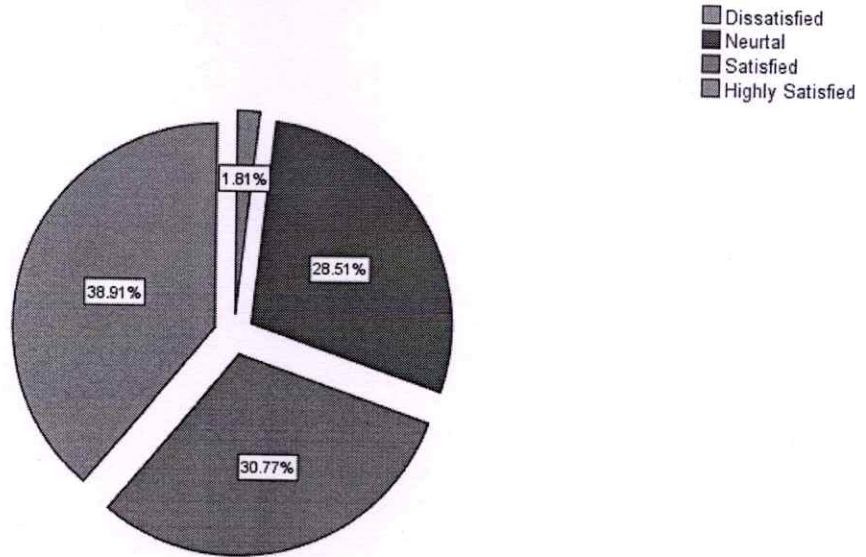
### General Infrastructure of the Campus



### Student-Teacher relationship on the campus

		Frequency	Percent	Valid Percent	Cumulative Percent
Valid	Dissatisfied	4	1.8	1.8	1.8
	Neutral	63	28.5	28.5	30.3
	Satisfied	68	30.8	30.8	61.1
	Highly Satisfied	86	38.9	38.9	100.0
Total		221	100.0	100.0	

### Student-Teacher relationship on the campus

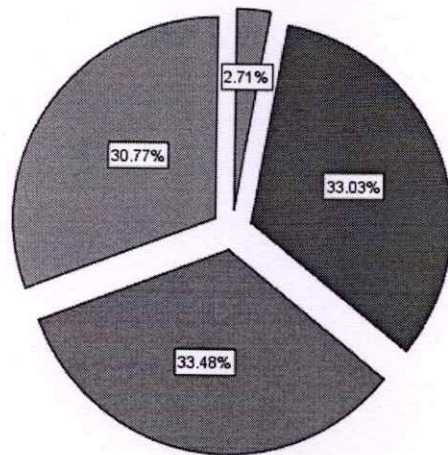


### Extra-curricular activities in the campus

		Frequency	Percent	Valid Percent	Cumulative Percent
Valid	Dissatisfied	6	2.7	2.7	2.7
	Neutral	73	33.0	33.0	35.7
	Satisfied	74	33.5	33.5	69.2
	Highly Satisfied	68	30.8	30.8	100.0
	Total	221	100.0	100.0	

### Extra-curricular activities in the campus

- Dissatisfied
- Neutral
- Satisfied
- Highly Satisfied

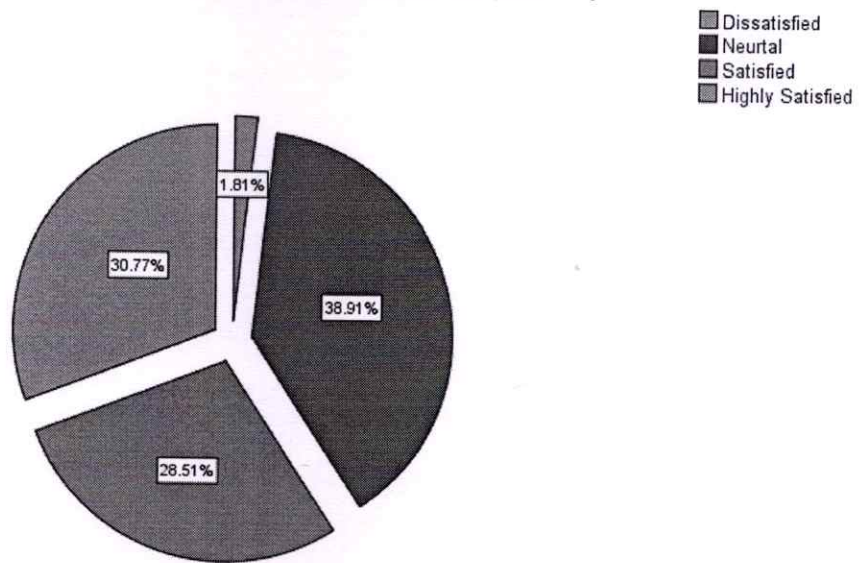




### Developing a greater interest in your subject

		Frequency	Percent	Valid Percent	Cumulative Percent
Valid	Dissatisfied	4	1.8	1.8	1.8
	Neutral	86	38.9	38.9	40.7
	Satisfied	63	28.5	28.5	69.2
	Highly Satisfied	68	30.8	30.8	100.0
	Total	221	100.0	100.0	

### Developing a greater interest in your subject

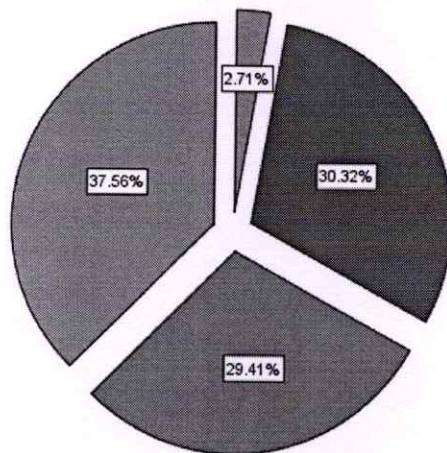


### Helping you to get a job and/or improving your career prospects

		Frequency	Percent	Valid Percent	Cumulative Percent
Valid	Dissatisfied	6	2.7	2.7	2.7
	Neutral	67	30.3	30.3	33.0
	Satisfied	65	29.4	29.4	62.4
	Highly Satisfied	83	37.6	37.6	100.0
	Total	221	100.0	100.0	

### Helping you to get a job and/or improving your career prospects

- Dissatisfied
- Neutral
- Satisfied
- Highly Satisfied

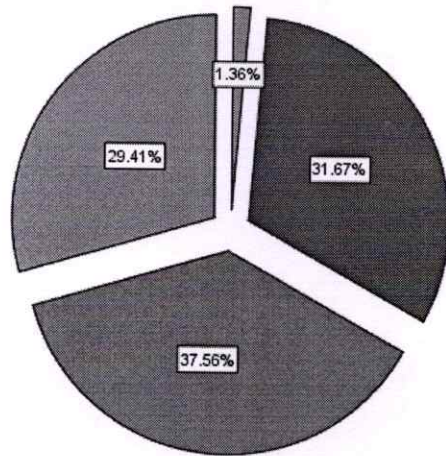


### Developing your Social Skills

		Frequency	Percent	Valid Percent	Cumulative Percent
Valid	Dissatisfied	3	1.4	1.4	1.4
	Neutral	70	31.7	31.7	33.0
	Satisfied	83	37.6	37.6	70.6
	Highly Satisfied	65	29.4	29.4	100.0
	Total	221	100.0	100.0	

### Developing your Social Skills

- Dissatisfied
- Neutral
- Satisfied
- Highly Satisfied



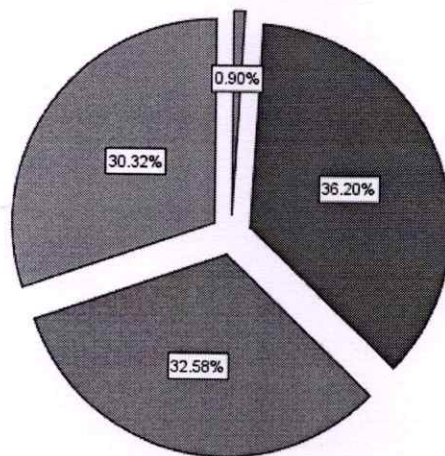


### Developing your Self Confidence

		Frequency	Percent	Valid Percent	Cumulative Percent
Valid	Dissatisfied	2	.9	.9	.9
	Neutral	80	36.2	36.2	37.1
	Satisfied	72	32.6	32.6	69.7
	Highly Satisfied	67	30.3	30.3	100.0
	Total	221	100.0	100.0	

### Developing your Self Confidence

- Dissatisfied
- Neutral
- Satisfied
- Highly Satisfied

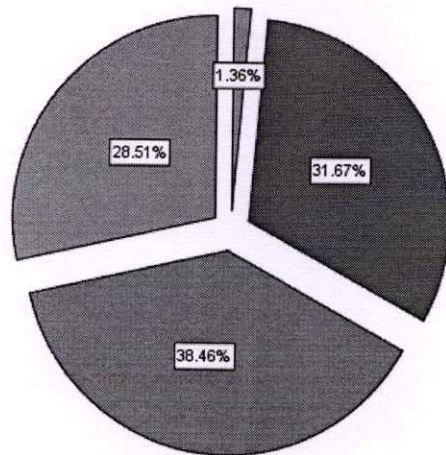


### Developing your Social Consciousness

		Frequency	Percent	Valid Percent	Cumulative Percent
Valid	Dissatisfied	3	1.4	1.4	1.4
	Neutral	70	31.7	31.7	33.0
	Satisfied	85	38.5	38.5	71.5
	Highly Satisfied	63	28.5	28.5	100.0
	Total	221	100.0	100.0	

### Developing your Social Consciousness

- Dissatisfied
- Neutral
- Satisfied
- Highly Satisfied

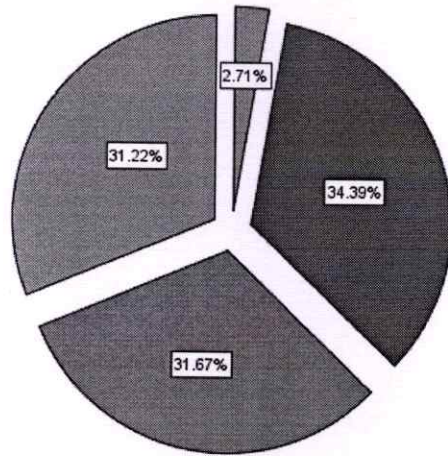


### Library resources

		Frequency	Percent	Valid Percent	Cumulative Percent
Valid	Dissatisfied	6	2.7	2.7	2.7
	Neutral	76	34.4	34.4	37.1
	Satisfied	70	31.7	31.7	68.8
	Highly Satisfied	69	31.2	31.2	100.0
	Total	221	100.0	100.0	

### Library resources

- Dissatisfied
- Neutral
- Satisfied
- Highly Satisfied



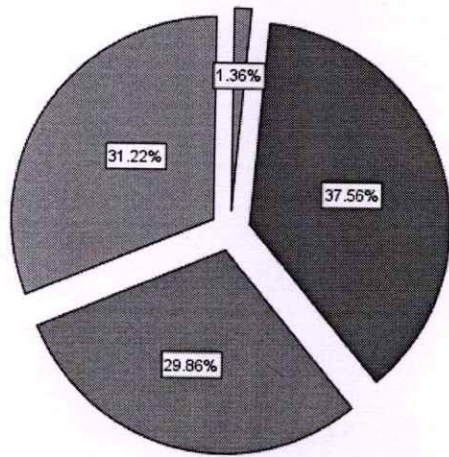


### Training & Placement

		Frequency	Percent	Valid Percent	Cumulative Percent
Valid	Dissatisfied	3	1.4	1.4	1.4
	Neutral	83	37.6	37.6	38.9
	Satisfied	66	29.9	29.9	68.8
	Highly Satisfied	69	31.2	31.2	100.0
	Total	221	100.0	100.0	

### Training & Placement

- Dissatisfied
- Neutral
- Satisfied
- Highly Satisfied

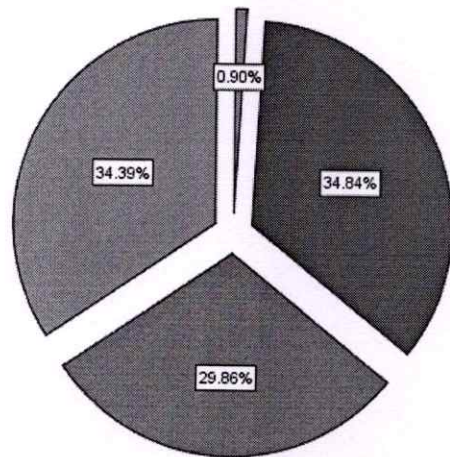


### Overall rating of academic programs

		Frequency	Percent	Valid Percent	Cumulative Percent
Valid	Dissatisfied	2	.9	.9	.9
	Neutral	77	34.8	34.8	35.7
	Satisfied	66	29.9	29.9	65.6
	Highly Satisfied	76	34.4	34.4	100.0
	Total	221	100.0	100.0	

### Overall rating of academic programs

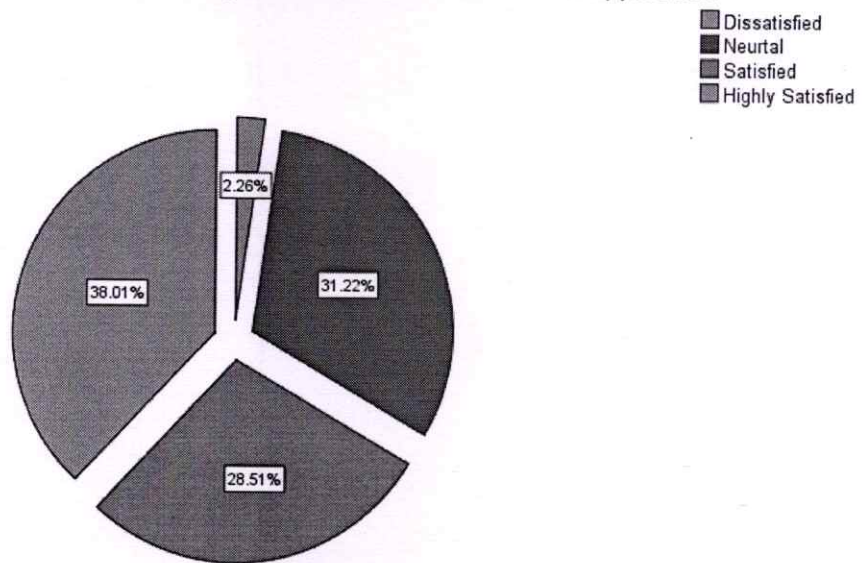
- Dissatisfied
- Neutral
- Satisfied
- Highly Satisfied



### Course of study and its relevance to the real life application

		Frequency	Percent	Valid Percent	Cumulative Percent
Valid	Dissatisfied	5	2.3	2.3	2.3
	Neutral	69	31.2	31.2	33.5
	Satisfied	63	28.5	28.5	62.0
	Highly Satisfied	84	38.0	38.0	100.0
	Total	221	100.0	100.0	

### Course of study and its relevance to the real life application



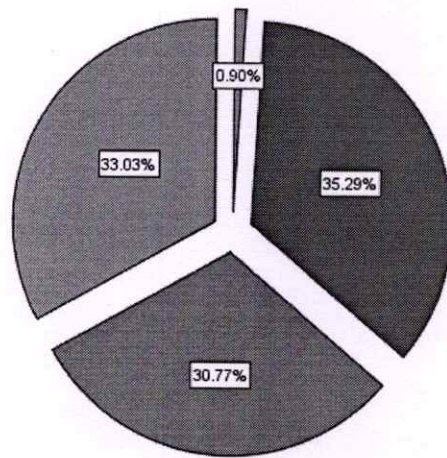


### Relevance of curriculum in your Job

		Frequency	Percent	Valid Percent	Cumulative Percent
Valid	Dissatisfied	2	.9	.9	.9
	Neutral	78	35.3	35.3	36.2
	Satisfied	68	30.8	30.8	67.0
	Highly Satisfied	73	33.0	33.0	100.0
	Total	221	100.0	100.0	

### Relevance of curriculum in your Job

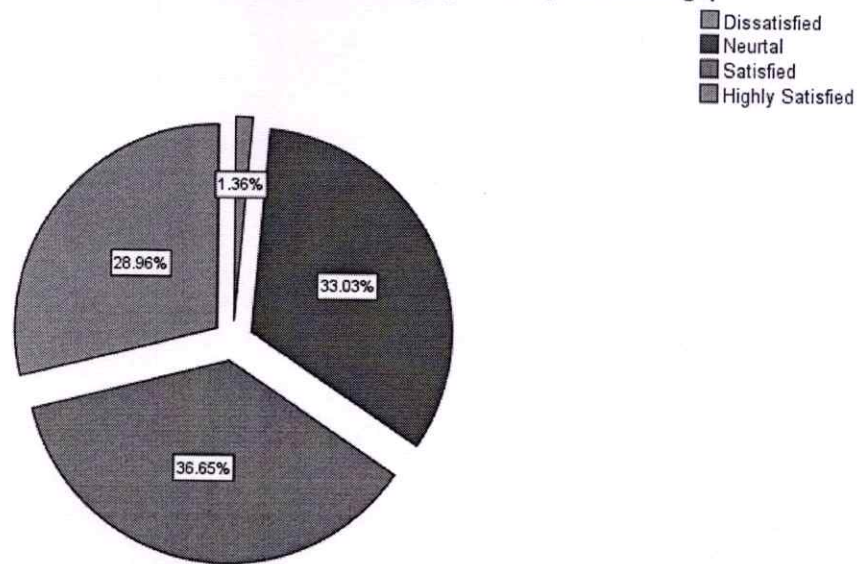
- Dissatisfied
- Neutral
- Satisfied
- Highly Satisfied



### Special Training Classes for bridging Industry/Academic gap

		Frequency	Percent	Valid Percent	Cumulative Percent
Valid	Dissatisfied	3	1.4	1.4	1.4
	Neutral	73	33.0	33.0	34.4
	Satisfied	81	36.7	36.7	71.0
	Highly Satisfied	64	29.0	29.0	100.0
Total		221	100.0	100.0	

### Special Training Classes for bridging Industry/Academic gap



### Overall Satisfaction Level

#### Statistics

Mean		
N	Valid	221
Mean		3.43
Std. Deviation		.253

